



# **DAFL: Directed Grey-box Fuzzing guided by Data Dependency**

Tae Eun Kim, *KAIST*; Jaeseung Choi, *Sogang University*;  
Kihong Heo and Sang Kil Cha, *KAIST*

<https://www.usenix.org/conference/usenixsecurity23/presentation/kim-tae-eun>

**This paper is included in the Proceedings of the  
32nd USENIX Security Symposium.**

**August 9–11, 2023 • Anaheim, CA, USA**

978-1-939133-37-3

**Open access to the Proceedings of the  
32nd USENIX Security Symposium  
is sponsored by USENIX.**

# DAFL: Directed Grey-box Fuzzing Guided by Data Dependency

Tae Eun Kim  
KAIST

Jaeseung Choi  
Sogang University

Kihong Heo  
KAIST

Sang Kil Cha  
KAIST

## Abstract

Despite growing research interest, existing directed grey-box fuzzers do not scale well with program complexity. In this paper, we identify two major scalability challenges for current directed grey-box fuzzing. Particularly, we find that traditional coverage feedback does not always provide meaningful guidance for reaching the target program point(s), and the existing seed distance mechanism does not operate well with programs with complex control structures. To address these problems, we present a novel fuzzer, named DAFL. DAFL selects code parts that are relevant to the target location and obtains coverage feedback only from those parts. Furthermore, it computes precise seed distances considering the data-flow semantics of program executions. The results are promising. Out of 41 real-world bugs, DAFL was able to find 4, 6, 9, and 5 more bugs within the given time, compared to AFL, AFLGo, WindRanger, and Beacon, respectively. Furthermore, among the cases where all fuzzers produced a median TTE, DAFL was at least 4.99 times faster on average compared to 3 state-of-the-art directed fuzzers including AFLGo, WindRanger, and Beacon.

## 1 Introduction

Directed Grey-box Fuzzing (DGF) has been gaining momentum in software security due to its ability to generate reproducible test cases from bug reports. For instance, static analysis tools often report buggy lines of code while not providing concrete test cases for the bugs found [3–5, 7, 12, 22, 31, 51]. Thus, DGF can help prove the validity of such reported bugs.

Current DGF is mainly based on two key mechanisms: 1) DGF evolves test cases by favoring ones that cover new execution paths as in traditional (undirected) grey-box fuzzing; 2) DGF provides guidance to fuzzers in reaching the target program point(s) by weighing the precedence of each test case depending on the distance between the exercised nodes and the target node(s) in the Control-Flow Graph (CFG).

Unfortunately, these mechanisms are subject to critical challenges, which can make DGF no better or even worse than

undirected fuzzing when handling programs with complex control structures.

**Challenge 1.** Code coverage can give *negative feedback* to DGF. As long as fuzzers can achieve more coverage, they can be directed to paths that are irrelevant to the target execution. This problem becomes worse when the target program is large as it can include more irrelevant code parts. To our knowledge, Beacon [32] is the first in mitigating this problem by essentially preventing irrelevant executions. Specifically, it computes the weakest precondition for reaching the target and modifies the program to early-terminate executions when the precondition is not met. However, such a technique does *not* scale with complex programs because precisely obtaining weakest preconditions from a real-world program is infeasible. Indeed, our preliminary study shows that programs with complicated loops will effectively disable Beacon’s weakest precondition analysis (see §2.1).

**Challenge 2.** Current distance-based feedback mechanisms do not operate well with programs with complex control structures. Most existing directed grey-box fuzzers—such as AFLGo [9], Hawkeye [15], and Beacon [32]—compute a seed distance, i.e., a precedence score, of a test case, by considering *all* the executed nodes in the CFG. However, their distance mechanisms can give wrong guidance toward irrelevant nodes, especially when the program is large because long execution paths are likely to include many nodes that are semantically irrelevant to the target. In such cases, existing seed distance mechanisms can either prefer or penalize an input based on the irrelevant part of the execution. To our knowledge, WindRanger [23] is the first in tackling the bias issue by selectively considering critical nodes named Deviation Basic Blocks (DBBs). However, DBBs can be a bad representative when they are within a loop as we will show in §2.2.

**Our Solution.** In this paper, we present two novel techniques for DGF to tackle the two aforementioned problems. First, *selective coverage instrumentation* reduces negative feedback by collecting code coverage information only from those code parts relevant to the target execution. Ours is dif-

ferent from the path-pruning technique of Beacon in that we do not modify the target program, nor remove any program parts. Instead, selective coverage instrumentation simply skips adding instrumentation to those irrelevant program parts so as to not collect coverage information from them. This design choice helps relax the soundness requirement of our analysis, unlike Beacon, making ours applicable to more complex programs with loops.

Second, *semantic relevance scoring* provides a precise way to compute seed distance more intuitively compared to the existing methods. The primary intuition here is that complex control structures, such as loops, in a CFG can often be eliminated when considering a Def-Use Graph (DUG). Therefore, instead of computing seed distances from a CFG, we propose to compute seed distances from a DUG. Our empirical study shows that such design choice effectively guides fuzzing toward target bugs while reducing analysis time.

We present DAFL, a new directed grey-box fuzzer that implements our techniques to tackle both of the challenges. Our experimental results show substantial improvements over existing fuzzers. Particularly, we evaluated DAFL on 41 real-world bugs used in previous literature, and showed that DAFL was able to reproduce the bugs significantly faster than existing directed fuzzers.

Finally, it is important to note that *not* many DGF tools are readily available. Even if a tool itself is available, the associated utility, such as a triage script, is not. Hence, reproducing previous results is extremely difficult if not impossible. We have communicated with the authors of the existing papers and put significant effort to make fair comparisons. Thus, we truly believe one of our contributions is to fully publicize our toolchain as well as our dataset.

In summary, our contributions are:

- We present selective coverage instrumentation, a novel way to measure code coverage for DGF.
- We devise semantic relevance scoring, a novel technique to effectively schedule seeds for DGF.
- We design and implement DAFL incorporating both techniques.
- We publicize DAFL to support open science via Zenodo and GitHub:

<https://doi.org/10.5281/zenodo.8031029> and <https://github.com/prosyslab/DAFL-artifact>

## 2 Motivation

We motivate our approach by considering a buffer overflow bug found in `swtftophp` of the `libming` project [1], which is assigned CVE-2017-7578 [59]. Figure 1 shows a simplified code snippet. The program first opens a file (Line 9) and reads a stream of input data from the file by iterating the for-loop.

```

1 struct SWFblock {
2     int type;
3     SWFParseFunc parser;
4 };
5
6 struct SWFblock blks[80] = { { 46, parseSWF_DEFINEMORPHSHAPE }, ... };
7
8 int main(int argc, char *argv[]) {
9     FILE *f = fopen (argv[1], "r");
10    SWF_Parserstruct *block;
11    for (;;) {
12        if (/* not enough data in the file */)
13            break;
14        int type = fgetc(f);
15        int length = fgetc(f);
16        if (length == 63) {
17            if (/* not enough data in the file */)
18                break;
19            ...
20        } else {
21            block = blockParse(f, type);
22        }
23        ...
24    }
25 }
26
27 SWF_Parserstruct *blockParse(FILE *f, int type) {
28     for (int i = 0; i < 80; i++) {
29         if (blks[i].type == type)
30             return blks[i].parser(f);
31     }
32 }
33
34 SWF_Parserstruct *parseSWF_DEFINEMORPHSHAPE(FILE *f) {
35     SWF_MORPHGRADREC GradientRecords[8];
36     int i = fgetc(f);
37     parseSWF_RGBA(f, &GradientRecords[i]);
38     ...
39 }
40
41 void parseSWF_RGBA(FILE *f, struct SWF_MORPHGRADREC *gradient) {
42     gradient->StartColor = ...; // crash location
43     ...
44 }

```

Figure 1: Motivating example.

When the published Proof-Of-Concept (PoC) [59] is given as input, the program assigns integer 46 to variable `type` (Line 14), which is used to indirectly call the parser function `parseSWF_DEFINEMORPHSHAPE` (Line 30). The parser function then calls the vulnerable function `parseSWF_RGBA` to save the color information in the `GradientRecords` array (Line 37). Note that the size of the array is 8 (Line 35), while the index variable `i` can have an arbitrarily large number depending on the user input (Line 36). Thus, this program may crash at Line 42 due to invalid memory access. The goal of this paper is to guide a fuzzer to automatically generate such inputs (e.g., `type` and `i`) for discovering the target bug (e.g., Line 42).

### 2.1 Challenge 1: Negative Feedback

DGF selects test cases that can achieve new code coverage, but this strategy can provide negative feedback in reaching the target location. In this example, there are 389 functions reachable from the main function. However, only 31 of them

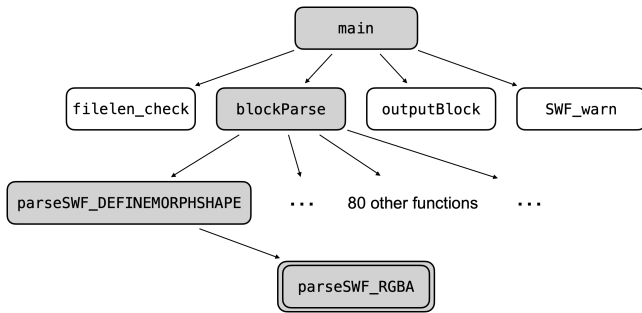


Figure 2: Call graph of the program in Figure 1. Shaded nodes represent functions executed with the PoC [59]. The double-edged node is the crashing function.

are exercised with the PoC. Figure 2 shows a simplified call graph where the shaded nodes represent functions executed when the PoC is used as input. While `blockParse` can call more than 80 different functions depending on the user input, only one function, i.e., `parseSWF_DEFINEMORPHSHAPE`, is relevant to the target bug. Nevertheless, existing directed fuzzers assign a good amount of energy to the test cases that explore such new (but irrelevant) functions, thereby significantly misguiding them.

Beacon [32] mitigates this problem by pruning infeasible paths that cannot reach the target, but it is insufficient to handle complex programs such as this example. Ideally, Beacon should have generated the weakest precondition for reaching the target bug. For example, it could have found that the value of `type` (in Line 14 and 29) should be 46, and could have created a statement asserting the precondition (i.e., `type == 46`). By putting the assert statement right after Line 14, Beacon could have prevented irrelevant executions in an ideal scenario. In practice, however, Beacon fails to infer any preconditions from the functions `main` and `blockParse` due to their complex control structures. Note that inferring weakest preconditions is challenging in the presence of complicated loops. Consequently, Beacon cannot provide any guidance to the target point in this example. This suggests the need for a scalable way to eliminate negative feedback (§3.1).

## 2.2 Challenge 2: Misleading Distance Metrics

Current DGF guides the search by prioritizing test cases based on their *syntactic* distances to the target on the control-flow graphs, but such a syntactic metric often fails to reflect the *semantic* aspects of the target bug.

Suppose there are two seed inputs  $s_A$  and  $s_B$  that explore different paths in the example program. Figure 3a depicts the executions where each node corresponds to a line number in Figure 1.  $s_A$  is a malformed file, and the execution with  $s_A$  takes the true branch of the first conditional (Line 12) and quickly terminates the program. AFLGo computes the seed distance of  $s_A$  by taking the average of the distances between

the executed nodes and the target node, which results in 34.5 in our example. On the other hand, seed  $s_B$  is a well-formed file, and thus, is more relevant to the target bug. The execution with  $s_B$  passes the first sanity check in Line 12, although it does not pass the second sanity check in Line 17. While  $s_B$  is semantically more relevant to the bug, AFLGo assigns a higher seed distance 36.75 to seed  $s_B$  than  $s_A$ , meaning that AFLGo will prefer  $s_A$  over  $s_B$ .

Other state-of-the-art approaches fundamentally have the same limitation. Notably, WindRanger [23] computes the average of the distances between a subset of executed nodes and the target node. It selects the subset, named *deviation basic blocks* (DBB), by considering nodes in the CFGs that deviate the execution from the target location. In our example, the deviation basic block of  $s_A$  is block 12 in Figure 3b, because the block deviates the execution from the loop. Thus, WindRanger gets 34 as its seed distance. Similarly, WindRanger computes the seed distance of  $s_B$  as 45 (considering its deviation basic block as block 17) which is higher than that of  $s_A$ .<sup>1</sup> Notice that WindRanger still has the same problem as AFLGo; the DBB-based distance metric can also mislead the guidance when complicated control structures are involved such as loops. This motivates our semantic relevance scoring, a semantically intuitive and precise distance feedback mechanism (§3.2).

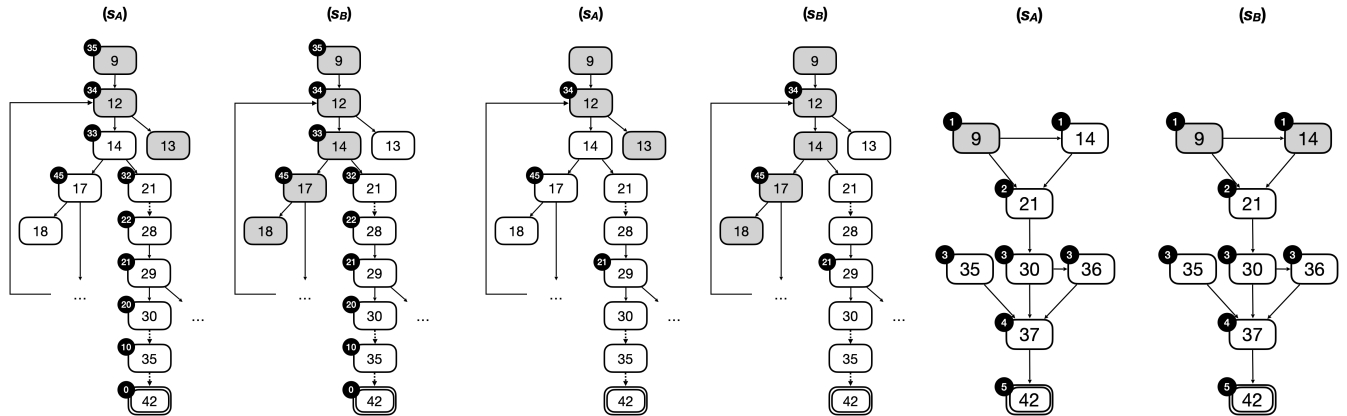
## 3 Overview

This section gives a high-level overview of DAFL, which tackles the two challenges. DAFL employs two major techniques to handle each challenge: 1) selective coverage instrumentation, and 2) semantic relevance scoring.

Figure 4 illustrates the overall architecture of DAFL, which consists of two major phases: static analysis and fuzzing phase. During the static analysis phase, DAFL takes in as input a program with an annotated target location and runs an inter-procedural static analysis to identify all the statements that the target location is data-dependent on. Our analysis returns a Def-Use Graph (DUG) and a set of relevant functions with respect to the target point. DAFL then performs *selective coverage instrumentation* (§3.1), which instruments only the relevant functions in the target program. This enables DAFL to selectively receive coverage feedback only from the dependent parts of the program during the next fuzzing phase.

In the fuzzing phase, DAFL iteratively runs the instrumented program as in traditional grey-box fuzzing, but it gets code coverage only from the relevant functions due to selective coverage instrumentation. Furthermore, DAFL employs a novel scheduling algorithm that we call semantic relevance scoring (§3.2), which prioritizes seeds with respect to their

<sup>1</sup>For brevity, we assume that the degrees of penetrating difficulty [23] of the two deviation basic blocks are equal.



(a) CFG-based distances of AFLGo [9]. Smaller distances get a higher priority. (b) DBB-based distances of WindRanger [23]. Smaller distances get a higher priority. (c) Semantic relevance scores of DAFL. Larger scores get a higher priority.

Figure 3: Scores of seeds based on different evaluation criteria. Each node represents a basic block and the number indicates the line number of its first instruction. Shaded nodes represent statements executed by each seed. Double-edged nodes are the target point. Solid and dotted edges in **a** and **b** represent intra- and inter-procedural control-flow edges, respectively.

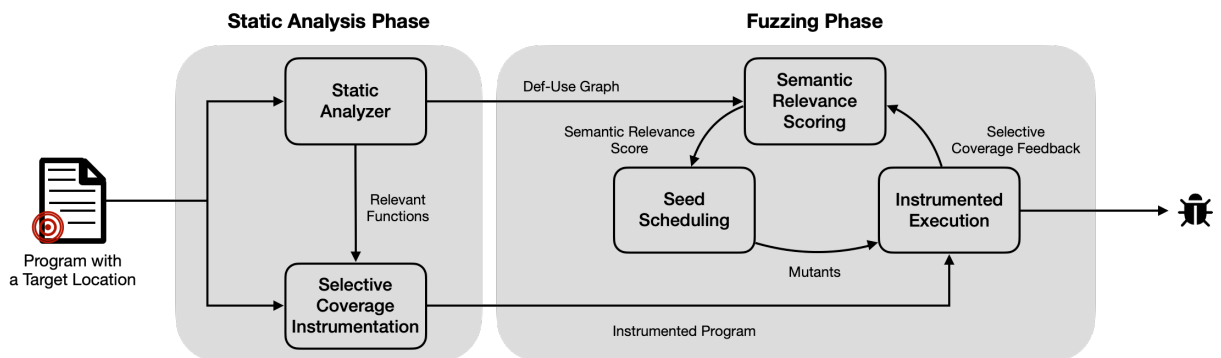


Figure 4: DAFL architecture.

relevance scores, which are derived from the DUG, rather than syntactic distances.

Under the guidance of the two techniques, DAFL significantly outperforms existing fuzzers. Specifically, we ran DAFL, AFL, AFLGo, Beacon, and WindRanger, and measured time to generate a test case that triggers CVE-2017-7578 shown in the example. As a result, DAFL, AFL, AFLGo, and Beacon were able to discover a buggy test case in 139s, 283s, 636s, and 1,058s, respectively (WindRanger is ignored because it resulted in a timeout after 24 hours). That is, DAFL was at least 2 times and at most 7.6 times faster than the state-of-the-art tools in exposing this bug.

### 3.1 Selective Coverage Instrumentation

Unlike existing directed fuzzers, DAFL selectively receives coverage feedback only from a portion of the target program that is relevant to the target location. To identify such relevant parts, we traverse the program backward starting from the tar-

get location on the DUG, and collect all dependent statements. In the example, we collect the nodes shown in Figure 3c.

While this set of nodes contains semantically relevant parts to the target location, data dependencies may miss critical conditional statements that determine the reachability to the target location (i.e., control dependency). For example, the conditional statement in Line 29 is crucial to reaching the target point but is not a part of data dependency. However, collecting all the data- and control-dependent nodes transitively can result in a significant precision loss.

To address this issue, we collect all functions in the sliced DUG and instrument all the nodes in the functions to receive coverage feedback. This in turn includes control-dependent nodes that are closely related to the data dependencies, while preventing excessive overapproximation. In Figure 1, our approach selects only 4 functions out of 389. The identified functions are shown as shaded nodes in Figure 2. This selective instrumentation can guide the fuzzer toward the relevant functions (e.g., parseSWF\_DEFINEMORPHSHAPE) without be-

---

**Algorithm 1:** DAFL ( $P, t$ )

---

```
1  $G, F \leftarrow \text{Slice}(P, t)$  // §4.1
2  $P' \leftarrow \text{SelectiveCovInstr}(P, F)$  // §3.1
3  $\text{Pool} \leftarrow \text{InitializeSeedPool}()$ 
4  $\text{Crashes} \leftarrow \emptyset$ 
5 while not timeout do
6    $s, scr \leftarrow \text{Choose}(\text{Pool})$  // §4.2
7    $e \leftarrow \text{AssignEnergy}(scr)$  // §4.2
8   for  $e$  times do
9      $s' \leftarrow \text{Mutate}(s)$ 
10     $cov \leftarrow \text{MeasureCov}(P', s', F)$ 
11     $scr \leftarrow \text{ComputeScore}(P', s', G)$  // §4.2
12    if  $cov$  has any gain then
13       $\text{Pool} \leftarrow \text{Add}(\text{Pool}, s', scr)$ 
14    if  $s'$  crashes  $P'$  then
15       $\text{Crashes} \leftarrow \text{Crashes} \cup \{s'\}$ 
16 return  $\text{Crashes}$ 
```

---

ing distracted by other functions called from `blockParse`, thereby tackling **Challenge 1**.

## 3.2 Semantic Relevance Scoring

We evaluate seed inputs by their semantic relevance rather than the syntactic distances. We define a score of a seed input as the sum of semantic relevance scores of executed nodes in the DUG, where the score of each node is defined based on the proximity to the target point. Specifically, we assign score 1 to the farthest nodes and the maximum score, i.e., the distance from the farthest node to the target, to the closest nodes from the target. For example, nodes 9 and 14 have score 1 in Figure 3c as they are the farthest nodes. On the other hand, node 37 is assigned 4 which is the distance of the farthest nodes 9 and 14. The score of the target node is simply assigned 5. Then, the semantic relevance score of seed  $s_A$  in Figure 3c which executes only Line 9 is 1. On the other hand, the score of seed  $s_B$  is assigned 2 as it executes two nodes 9 and 14 appear in the DUG. This in turn leads DAFL to prioritize  $s_B$  over  $s_A$  during a fuzzing campaign, thereby addressing **Challenge 2**.

## 4 Design

In this section, we detail the design of DAFL, which is outlined in Algorithm 1. At a high level, DAFL is a function that takes in as input a program  $P$  and a target program point  $t$ , and returns a set of crashing test cases found.

DAFL first statically analyzes the data dependency of  $P$  and slices  $P$  with regard to  $t$  using the data dependency (Line 1). The function `Slice` returns a tuple  $(G, F)$ : 1)  $G$  is a DUG obtained by following the data definitions from  $t$ , and 2)  $F$  is a set of functions that are covered by  $G$ . We use the

thin slicing technique [57] to focus on value transfers, as we will further detail in §4.1. The set of sliced functions  $F$  serves as a basis for selective coverage instrumentation, which essentially instruments only those functions in  $F$  and returns an instrumented program  $P'$ .

DAFL then enters the fuzzing phase, where it first initializes both the seed pool and the set of crashing test cases (Line 3–4). Next, DAFL iterates the `while` loop to generate test case(s) that can reach  $t$ . For each iteration, DAFL chooses a seed  $s$  from the seed pool (Line 6) and assigns energy to  $s$  based on the *semantic relevance score*, which essentially decides how many mutants to make from the seed (Line 7). For each mutant test case  $s'$  generated from  $s$ , DAFL then runs  $P$  with  $s'$  while *selectively* measuring coverage only from the sliced functions  $F$ . For every mutant execution, DAFL computes the semantic relevance score for each mutant using  $G$  (Line 11). We further detail our seed scheduling strategy in §4.2.

## 4.1 Program Slicing

Traditional program slicing computes a set of all possible source lines that may affect a given program point. However, we note that it can produce an unnecessarily large slice as output. Consider the following example:

```
1 x = f();
2 y = g();
3 p = &y;
4 z = x + *p;
```

Let us assume that our goal here is to compute a static program slice for  $z$  in Line 4. In our setup, this means Line 4 is our target line to reach. Since the variable  $z$  in Line 4 is affected by the variables  $x$ ,  $y$ , and  $p$ , a naive slicing algorithm will return Line 1–3 as a result. However, we note that Line 3 merely gets an address of the variable  $y$ , and the actual value copies are performed through Line 1 and 2. That is, we can potentially obtain a compact slice from the example program, which contains only Line 1 and 2.

Thin slicing [57] addresses this challenge by ignoring data dependencies through pointer dereferences. In this example, the result of thin slicing concisely includes the definition of two variables that were directly used as the addition operands in Line 4. Consequently, thin slicing returns Line 1–2 as a result in the above example. As we will empirically show in §5.3, thin slicing provides more effective guidance for directed fuzzing.

Unlike typical applications of slicing (e.g., debugging or program understanding), fuzzing has to actually execute control-dependent nodes of the target location even though they are not in the thin slice. However, as briefly discussed in §3.1, it is impractical to collect all data- and control-dependent nodes because of the over-approximation.

Instead, we observed that most of the important control-dependencies appear lexically near the thin slice nodes as also discussed in the original paper [57]. Thus, we instrument *functions* that include sliced nodes, while computing relevance scores using the sliced *nodes*, as will be discussed in section 4.2. In our experience, this two-level scheme enables DAFL to effectively explore code blocks near the target location while prioritizing semantically relevant seeds.

We now formally describe our slicing module. Given a program  $P$  and a target point, our slicing algorithm computes a DUG that contains data-flows related to the provided target point. We assume that the program is represented as a CFG  $(\mathbb{C}, \rightarrow)$  where  $\mathbb{C}$  is the set of program points and  $(\rightarrow) \subseteq \mathbb{C} \times \mathbb{C}$  is the set of (inter-procedural) control flow edges. A target location  $t \in \mathbb{C}$  is a node in the control flow graph, and our goal is to generate a test case that reaches  $t$ . The DUG  $(\mathbb{C}, \leftrightarrow)$  of  $P$  has the same set of nodes as the CFG, but it comprises data dependency edges  $(\leftrightarrow)$  rather than control flow edges  $(\rightarrow)$ . We define the data dependency edges based on the *thin slicing* strategy [57]:

$$c_1 \leftrightarrow c_2 \iff c_1 \rightarrow^+ c_2 \wedge x \text{ is defined at } c_1 \wedge \\ x \text{ is used at } c_2, \text{ but not for pointer dereference} \wedge \\ x \text{ is not defined at any node between } c_1 \text{ and } c_2,$$

where  $x$  is a variable in  $P$ .

Note that even with thin slicing, it is still necessary to know which variables are pointed to by each pointer variable. Without this information, we cannot figure out which variables are defined and used in each program point. Therefore, we perform a flow-insensitive and context-insensitive pointer analysis to derive the data dependencies.

Once the whole DUG is obtained, we prune away the DUG to obtain  $G$  whose nodes are relevant to the target location  $t$ . Particularly, we traverse the whole graph backward starting from the target node and construct the sliced one. Formally, given the whole graph  $(\mathbb{C}, \leftrightarrow)$  and the target node  $t$ , we construct the sliced graph  $G = (\mathbb{C}_t, \leftrightarrow_t)$  with respect to  $t$  where

$$\mathbb{C}_t = \{c \in \mathbb{C} \mid c \leftrightarrow^+ t\} \\ (\leftrightarrow_t) = \{(c_1, c_2) \mid c_1 \in \mathbb{C}_t \wedge c_2 \in \mathbb{C}_t \wedge c_1 \leftrightarrow c_2\}.$$

Finally, we compute the set of relevant functions by collecting all the functions involved in the sliced graph:

$$F = \{f \mid f \text{ is the function that contains } c \wedge c \in \mathbb{C}_t\}.$$

## 4.2 Seed Scheduling

Recall from §2.2 that the current DGF relies on a seed distance mechanism, which does not reliably represent the semantic distances between two executions. Our seed scheduling instead leverages a novel feedback mechanism that we call semantic relevance score, which measures the proximity between exercised nodes and a target node in the sliced DUG.

By using a sliced DUG over a CFG for calculating the feedback, we gain two major advantages. First, we can naturally disregard irrelevant nodes as the sliced DUG simply does not include them. Second, even if a CFG has loop(s), the corresponding DUG will not have a loop as long as there is no cyclic data dependency as we showed in Figure 3. Therefore, it is unlikely to make a miscalculation as in the cases shown in §2.2, where a semantically closer execution has a longer seed distance.

### 4.2.1 Semantic Relevance Score

DAFL computes the semantic relevance score for each seed input defined with the sliced DUG  $G$  obtained from the static analysis phase. We give a higher score to a seed if 1) the program execution with the seed exercises more nodes in  $G$ , or 2) the program execution with the seed exercises nodes that are closer to the target point. Intuitively, the semantic relevance score reflects how relevant the seed is to the target point in terms of data dependency.

More formally, we define the relevance score of each node based on the distance to the target node in the sliced DUG. Let  $|c_1 - c_2|$  denote the shortest distance between two nodes  $c_1$  and  $c_2$  in a DUG. Given a DUG  $G$  and the target node  $t$ , the semantic relevance score of a node  $c$  is:

$$\text{Score}_{G,t}(c) = L - (|c - t|) + 1$$

where  $L = \max_{c \in \mathbb{C}_t} |c - t|$  is the distance between  $t$  and its farthest node on  $G$ . In other words, the farthest node from the target point is assigned the lowest weight, which is one, and the closest node is assigned the highest weight.

We now define the semantic relevance score of a *seed input*, which is obtained by accumulating the relevance scores of the nodes in the DUG. Particularly, we observe which nodes in the DUG is exercised during the course of execution of the program with the given seed input, and sum all the relevance scores of *exercised nodes*. Let  $\mathbb{C}_s$  be the set of nodes in  $G$  executed with seed  $s$ . By abuse of notation, the score of seed  $s$  is defined as the sum of the scores of the covered nodes:

$$\text{Score}_{G,t}(s) = \sum_{c \in \mathbb{C}_s} \text{Score}_{G,t}(c).$$

### 4.2.2 Seed Pool Management

The first use of our semantic relevance score is to prioritize the seeds for fuzzing. Following the design of AFL [63], we basically maintain the seed pool as a circular queue and choose seeds in sequence. However, we prioritize the seeds based on the relevance score rather than the distance over control-flow graphs. Whenever a new seed is added (Line 13 of Algorithm 1), all the elements in the pool are sorted by the relevance score. This enables DAFL to select more promising seeds earlier during the fuzzing campaign. Notice that the

sorting does not rewind the pointer to the next seed to be selected. Thus this algorithm is free from starvation.

### 4.2.3 Energy Assignment

The semantic relevance score also determines how much time to spend fuzzing each seed. In line 7 of Algorithm 1, we decide the number of mutants to derive from the chosen seed. This is often referred to as *energy* in the literature [9, 10, 63].

To derive more mutants from promising seeds, we assign more energy to a seed input with a higher relevance score. While basically following the same energy assignment scheme as the existing work [9, 10, 63], we further adjust the scheme by using the relevance score of each seed. The conventional energy assignment scheme  $E_{\text{AFL}}(s)$  is defined by various factors of the seed  $s$ , such as the length of the execution trace and its execution speed. In addition to that, we multiply the following factor by  $E_{\text{AFL}}(s)$ :

$$E_{\text{DAFL}}(s) = \frac{scr_s}{scr_{avg}} * E_{\text{AFL}}(s)$$

where  $scr_s$  is the semantic relevance score of the seed  $s$  and  $scr_{avg}$  is the average score of all the seeds in the seed pool.

## 4.3 Implementation

We implemented DAFL on top of AFL [63] v2.57b. Specifically, we added 36 lines of C++ code in the AFL's LLVM pass for selective coverage instrumentation in order to skip instrumenting program locations filtered out from the slicing step. We also added 489 lines and deleted 195 lines of C and C++ code in the AFL's LLVM pass and the scheduling algorithm. In total, DAFL consists of 8,902 SLoC of C and C++ code. The program slicing module is implemented on top of SPARROW [46], a static analysis framework for C programs. We added 2,150 SLoC and deleted 415 SLoC of OCaml code for implementing the slicing module. We make our source code publicly available at Zenodo And GitHub: <https://doi.org/10.5281/zenodo.8031029> and <https://github.com/prosyslab/DAFL-artifact>

## 5 Evaluation

This section answers the following research questions:

- RQ1.** How fast is DAFL in terms of reproducing target bugs?
- RQ2.** How does the choice of slicing strategies affect the performance of DAFL?
- RQ3.** How do our techniques (selective coverage instrumentation and semantic relevance scoring) affect the performance of the fuzzing results?

## 5.1 Evaluation Setup

**Baselines.** We compare DAFL with the following four state-of-the-art fuzzers that are publicly available:

- AFL [63]: v2.57b.
- AFLGo [9]: commit b170fad.
- Beacon [32]: Docker SHA256 hash a09c8cb.
- WindRanger [23]: Docker SHA256 hash 8614ceb.

We excluded Hawkeye [15] and ParmeSan [47] from our comparison for the following reasons. Hawkeye is *not* publicly available. ParmeSan is public, but we had trouble reproducing the results reported in the original paper. We note that Herrera *et al.* [29] also reported the same problem.

**Benchmark.** We evaluated the performance of the fuzzers using various types of security vulnerabilities in C programs. Specifically, we used 41 vulnerabilities from the Beacon [32] paper. Among all the vulnerabilities in Beacon's benchmark, we excluded 14 vulnerabilities because 1) 7 of them were from C++ programs while our static analyzer only supports C, 2) bug reports for 5 of the vulnerabilities were not accessible, as the database is not maintained anymore, and 3) none of the fuzzers were able to reproduce 2 of the vulnerabilities within 24 hours. These two vulnerabilities require very specific inputs to trigger the bugs. For example, CVE-2018-13785 is caused by a division-by-zero that is triggered only when the width and channel of the input PNG file are set to 0x55555555 and 0x3, respectively. Therefore, fuzzers have extremely low chances to reproduce these vulnerabilities. The chosen vulnerabilities are shown in Table 1. We highlight that this benchmark includes 6 CVEs from Binutils which are commonly used in other directed fuzzing papers [9, 15, 23, 47] as well.

Note that we built all the target binaries using ASAN [54] in the main experiment, since it is a common practice in most fuzzing campaigns that aim to expose vulnerabilities. However, Beacon does not support fuzzing a target binary compiled with ASAN. Therefore, we ran a supplementary experiment without ASAN to compare DAFL with Beacon.

**Evaluation Criteria.** To evaluate the performance of *directed* fuzzers in a crash reproducing test, we first have to set precise criteria to specify a target bug, i.e., target program location(s), and to decide whether the bug is found or not. Unfortunately, none of our baseline fuzzers provides their criteria, which makes it extremely difficult to have the same setting as the ones used in their original experiments. We, hence, carefully set our criteria after multiple communications with the authors of the previous work, and we will publicize our evaluation criteria for follow-up research.

Specifically, we obtained the target location of each bug by running the ASAN-enabled program with the PoC input stored in the MITRE CVE database [45]. We then chose our



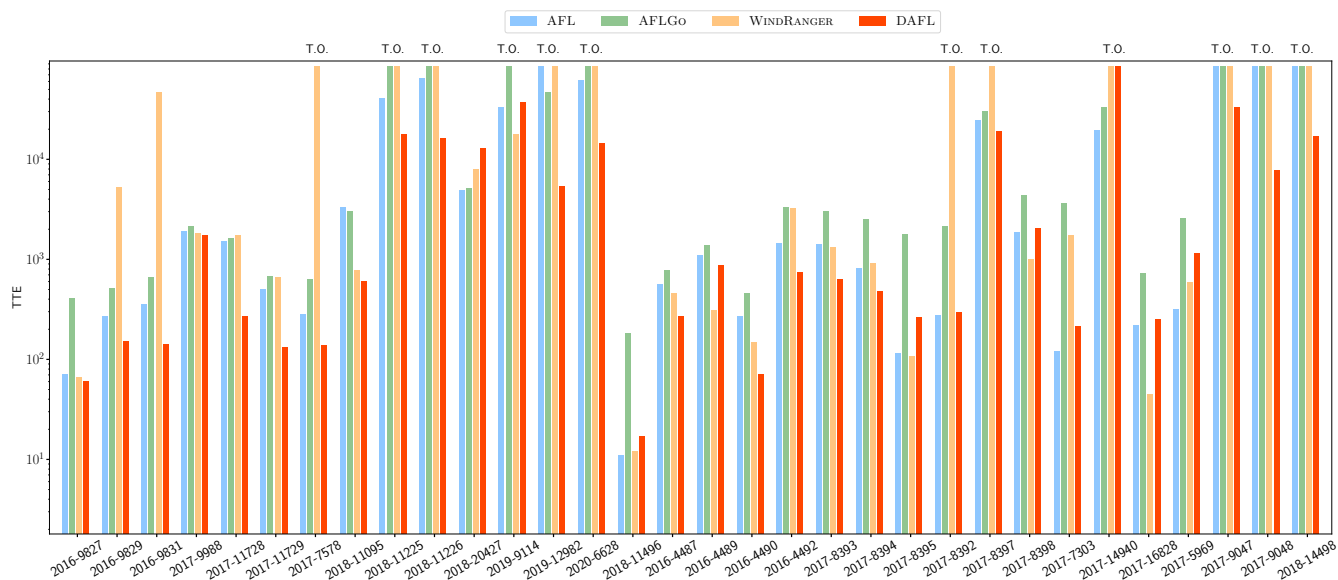


Figure 5: Performance comparison between DAFL and the baseline tools. Each bar represents the sum of the total time spent (both static analysis and fuzzing) with each tool for each subject. Note that the Y axis, which denotes TTEs, is in  $\log$  scale. This chart excludes those subjects where all the tools failed to produce a median TTE.

target location from the stack trace obtained from an ASAN report.

To determine whether the targeted bug is found by a crashing input, we first replayed the input with the ASAN-enabled program. We then examined the generated ASAN report to triage the crash with the following three criteria. First, we regard a crash as the targeted one if the crash type and the crash line are identical to those of the PoC. Second, for the cases where different bugs of a program can have the same crash location (e.g., CVE-2017-11728 & CVE-2017-11729), we additionally checked if the immediate caller of the crash line matches. Finally, for the stack overflow cases (i.e., infinite recursion), we checked whether all the functions that appear on the stack trace of the PoC are included in the stack trace of our crashing input.

Recall that ASAN is not used in the fuzzing stage of the supplementary experiment against Beacon. While ASAN was not used during the fuzzing, we replayed the found crashes with the ASAN-enabled program afterwards to obtain the ASAN report. Based on this report, we could use the same triaging criteria in both the main experiment and the supplementary experiment against Beacon.

To evaluate the fuzzers, we measured the Time To Exposure (TTE) for each bug. For TTE, we consider not only the running time of fuzzing, but also that of static analysis if the fuzzer uses static analysis to obtain information from the program to guide the fuzzing (i.e., DAFL, AFLGo, and Beacon). This is because static analysis time is often not a one-time cost in practice. For example, in the setting of continuous fuzzing (i.e., targeting changed code) the analysis must be

performed every time the code changes. Unless otherwise noted, we used the same metric for all experiments.

All tools were given 24 hours of time budget for the fuzzing step. We repeated the experiments *40 times* and took the median value to minimize the impact of the fluctuation due to the innate randomness in fuzzing.

**Environment.** We ran the experiment on the machines equipped with Intel(R) Xeon(R) Gold 6226R CPU @ 2.90GHz with 64 cores using Ubuntu 20.04 LTS. Each fuzzing session was run on a Docker container assigned with a single CPU core and 4GB of memory. We utilized only 40 out of 64 CPU cores, all running the same fuzzing session.

## 5.2 Time-to-Exposure

We first evaluate the effectiveness of DAFL in terms of TTE in the crash reproduction experiment. Table 2 shows the results. We mark the result as *N.A.* if the fuzzer was not able to reproduce the target crash within 24 hours for more than half of the trials (out of 40 iterations) as the median is *not available*.

Overall, DAFL shows the best performance in 27 cases, while AFL, AFLGo, and WindRanger do so for 6, 0, and 4 cases, respectively. Also, DAFL was able to report a median TTE (i.e., did not result in *N.A.*) on 31 benchmarks, whereas AFL, AFLGo, and WindRanger reported a median TTE on 28, 25, and 21 benchmarks respectively. For 20 benchmarks where all the tools successfully reported a median TTE, DAFL outperformed each baseline by 1.93, 4.99, and 20.08 times, on average, respectively. Furthermore, DAFL signifi-

Table 1: Benchmark composition. The **Type** column indicates the type of vulnerability of each CVE with the following abbreviations: BOF (Buffer Overflow), ND (Null Dereference), SO (Stack Overflow), UAF (Use-After-Free), IO (Integer Overflow). The **Total #** row denotes the total number of programs for the **Program** column, the total number of CVEs for the **CVE** column, and the total number of the types of vulnerabilities for the **Type** column.

Project	Program	Version	CVE	Type
Ming	swftophp	0.4.7	2016-9827	BOF
			2016-9829	ND
			2016-9831	BOF
			2017-9988	ND
			2017-11728	ND
			2017-11729	ND
			2017-7578	BOF
	0.4.8	2018-7868	UAF	
		2018-8807	UAF	
		2018-8962	UAF	
		2018-11095	UAF	
		2018-11225	BOF	
		2018-11226	BOF	
		2018-20427	ND	
Lrzip	lrzip	0.631	2017-8846	UAF
			2018-11496	UAF
Bintuils	cxxfilt	2.6	2016-4487	ND
			2016-4489	UAF
			2016-4490	IO
			2016-4491	SO
			2016-4492	IO
			2016-6131	SO
	objcopy	2.8	2017-8393	BOF
			2017-8394	ND
			2017-8395	ND
	objdump	2.8	2017-8392	ND
			2017-8396	BOF
			2017-8397	BOF
			2017-8398	BOF
		2.31.1	2018-17360	BOF
strip	2.7	2017-7303	ND	
nm	2.9	2017-14940	OOM	
readelf	2.9	2017-16828	IO	
Libxml2	xmllint	2.9.4	2017-5969	ND
			2017-9047	BOF
			2017-9048	BOF
Libjpeg	cjpeg	1.5.90	2018-14498	BOF
		2.0.4	2020-13790	BOF
<b>Total #</b>	10		41	6

cantly outperformed the others in the subjects where all the other tools struggled to reproduce the target crash (CVE-2018-7868, CVE-2018-8962, CVE-2017-9047, CVE-2017-9048, and CVE-2018-14498).

In the supplementary experiment without ASAN, DAFL outperformed Beacon in 32 cases. In terms of median TTEs, DAFL was able to report a median TTE for 23 benchmarks, whereas Beacon was able to do so in 18 benchmarks. For the cases where DAFL and Beacon could both report median TTEs, DAFL was 20.34 times faster than Beacon on average.

DAFL consistently outperforms the other tools even when comparing only the fuzzing time, without considering the static analysis overhead. In terms of fuzzing time alone, DAFL showed the best performance for 30 cases in the main experiment and 32 cases in the supplementary experiment. For 20 benchmarks where all the tools successfully reported a median TTE, DAFL was 2.80, 2.69, and 22.01 times faster than AFL, AFLGo, and WindRanger, respectively, on average. Compared to Beacon, DAFL was 4.31 times faster on average for the benchmarks where they both successfully reported a median TTE.

The results also show that our static analysis is more cost-effective than the other approaches. Especially, Beacon spent a huge amount of time running the static analysis on cxxfilt. We conjecture that this is mainly due to the difficulty of the weakest precondition analysis. On the other hand, DAFL relies on a DUG which is easier to obtain. As a result, our analysis is 32.28 times faster than AFLGo, and 44.05 times faster than Beacon, on average.

Although DAFL is effective in most cases, there are 4 non-negligible cases where we underperformed: CVE-2018-20427, CVE-2019-9114, CVE-2017-8396, and CVE-2017-14940. This result is mainly due to the fact that our slicing does not soundly compute the control dependencies, as we discussed in §4.1. While our design of selective instrumentation successfully identified *intra-procedural* control dependencies in most cases, it did not fully capture *inter-procedural* control dependencies.

The case study of CVE-2018-20427 explains our limitation in detail. Our slicing result did not include `decompileAction` function, which handles various switch cases as shown in Figure 6 in the appendix. To trigger the target bug in Line 29, `push` and `decompileGETPROPERTY` functions have to be sequentially called from `decompileAction`. Thus, including `decompileAction` in the instrumentation target is important for discovering an input that explores these functions. However, `decompileAction` is related to the target location via inter-procedural control dependencies, not data dependencies. While `decompileAction` calls `decompileGETPROPERTY` with two arguments, `decompileGETPROPERTY` uses neither of these arguments when calling `getInt`. Instead, it pops `idx` from a global array and uses it as the argument of `getInt`. Thus, there is no data dependency between `decompileAction` and `decompileGETPROPERTY`. Other

Table 2: Crash reproduction results of DAFL and the baseline tools.  $T_f$  denotes the time purely spent in the fuzzing process.  $T_{f+sa}$  is the total time spent, considering both static analysis and fuzzing. Note that we only report  $T_f$  for WindRanger as its static analysis time is negligible. Each reported number is a median over 40 repeated experiments. N.A. indicates that the tool could not produce a median TTE, which means that it was not able to reproduce the bug for more than half of the repeated experiments. The parentheses denote how many times the fuzzer was able to reproduce the bug. Unlike TTE, this number is better when bigger. For each target (i.e., each row), the best result is marked with bold font and an asterisk. # Best perf. denotes the number of targets for which the tool has the best performance among all the other tools.

Program	CVE	With ASAN						Without ASAN	
		AFL	AFLGo		WindRanger	DAFL		Beacon	DAFL
		$T_f$	$T_f$	$T_{f+sa}$	$T_f$	$T_f$	$T_{f+sa}$	$T_{f+sa}$	$T_{f+sa}$
swftophp	2016-9827	71	67	409	66	54	* <b>61</b>	1,925	* <b>308</b>
	2016-9829	272	188	519	5,304	144	* <b>151</b>	N.A.(16)	* <b>485</b>
	2016-9831	361	326	663	46,920	136	* <b>143</b>	208	* <b>117</b>
	2017-9988	1,920	1,834	2,168	1,828	1,741	* <b>1,748</b>	1,371	* <b>768</b>
	2017-11728	1,536	1,304	1,649	1,758	267	* <b>274</b>	* <b>32,402</b>	N.A.(13)
	2017-11729	507	333	678	661	126	* <b>133</b>	3,396	* <b>370</b>
	2017-7578	283	298	636	N.A.(17)	132	* <b>139</b>	1,058	* <b>118</b>
	2018-7868	N.A. (0)	-	N.A. (0)	N.A. (1)	-	* <b>N.A.(13)</b>	N.A. (3)	* <b>N.A.(20)</b>
	2018-8807	N.A. (0)	-	N.A. (0)	N.A. (0)	-	* <b>N.A. (1)</b>	N.A. (0)	* <b>N.A. (1)</b>
	2018-8962	N.A. (0)	-	N.A. (0)	N.A. (0)	-	* <b>N.A. (4)</b>	N.A. (0)	* <b>N.A. (3)</b>
	2018-11095	3,362	2,662	3,009	776	598	* <b>606</b>	10,977	* <b>565</b>
	2018-11225	40,725	-	N.A.(13)	N.A.(16)	17,772	* <b>17,780</b>	N.A.(16)	* <b>38,277</b>
	2018-11226	65,439	-	N.A.(13)	N.A.(18)	16,445	* <b>16,453</b>	N.A.(14)	* <b>N.A.(19)</b>
	2018-20427	* <b>4,918</b>	4,853	5,202	8,070	12,893	12,901	* <b>3,595</b>	7,109
	2019-9114	33,240	-	N.A.(19)	* <b>17,696</b>	37,135	37,142	34,817	* <b>31,576</b>
	2019-12982	N.A.(20)	46,907	47,256	N.A. (5)	5,427	* <b>5,435</b>	N.A. (1)	* <b>N.A. (8)</b>
2020-6628	62,171	-	N.A.(11)	N.A.(12)	14,646	* <b>14,654</b>	N.A.(15)	* <b>46,601</b>	
lrzip	2017-8846	N.A. (0)	-	N.A. (0)	N.A. (0)	-	N.A. (0)	N.A. (0)	* <b>N.A. (8)</b>
	2018-11496	11	12	185	11	13	17	N.A. (0)	* <b>7</b>
cxxfilt	2016-4487	560	571	776	461	257	* <b>273</b>	2,771	* <b>71</b>
	2016-4489	1,105	1,181	1,384	* <b>310</b>	868	885	4,902	* <b>207</b>
	2016-4490	269	255	460	148	56	* <b>72</b>	3,977	* <b>30</b>
	2016-4491	N.A. (2)	-	N.A. (4)	N.A. (1)	-	* <b>N.A. (6)</b>	N.A. (0)	* <b>N.A.(15)</b>
	2016-4492	1,463	3,118	3,326	3,265	735	* <b>752</b>	4,807	* <b>181</b>
	2016-6131	N.A. (0)	-	N.A. (0)	N.A. (0)	-	N.A. (0)	N.A. (0)	* <b>N.A. (1)</b>
objcopy	2017-8393	1,425	1,399	3,054	1,311	458	* <b>630</b>	N.A. (3)	* <b>N.A. (6)</b>
	2017-8394	826	878	2,525	916	292	* <b>484</b>	4,789	* <b>240</b>
	2017-8395	* <b>115</b>	105	1,770	108	10	262	4,607	* <b>254</b>
objdump	2017-8392	* <b>277</b>	325	2,141	N.A. (4)	39	294	N.A. (6)	* <b>41,806</b>
	2017-8396	N.A. (4)	-	N.A. (4)	N.A. (0)	-	N.A. (0)	N.A.(13)	N.A. (7)
	2017-8397	24,835	28,607	30,403	N.A. (2)	18,699	* <b>18,960</b>	N.A. (3)	* <b>N.A.(13)</b>
	2017-8398	1,857	2,620	4,426	* <b>1,006</b>	1,640	2,068	N.A. (0)	N.A. (0)
	2018-17360	N.A. (2)	-	N.A. (0)	N.A. (3)	-	* <b>N.A. (6)</b>	N.A. (6)	N.A. (6)
strip	2017-7303	* <b>122</b>	125	3,691	1,758	156	214	3,913	* <b>112</b>
nm	2017-14940	* <b>19,582</b>	30,009	33,443	N.A.(16)	-	N.A. (6)	N.A. (0)	* <b>N.A. (5)</b>
readelf	2017-16828	221	192	729	* <b>44</b>	239	254	N.A.(15)	* <b>64,516</b>
xmllint	2017-5969	* <b>320</b>	395	2,558	587	172	1,159	1,099	* <b>1,015</b>
	2017-9047	N.A.(19)	-	N.A.(14)	N.A. (8)	26,558	* <b>33,607</b>	* <b>25,388</b>	27,977
	2017-9048	N.A. (2)	-	N.A. (7)	N.A. (0)	6,739	* <b>7,722</b>	* <b>N.A. (4)</b>	N.A. (0)
cjpeg	2018-14498	N.A.(16)	-	N.A.(12)	N.A. (0)	16,940	* <b>16,943</b>	N.A. (0)	N.A. (0)
	2020-13790	N.A. (6)	-	N.A. (3)	N.A. (0)	-	* <b>N.A.(10)</b>	N.A. (0)	N.A. (0)
# Best perf.		6		0	4		* <b>27</b>	4	* <b>32</b>

```

1 int stack[100];
2 int stack_pointer = 0;
3
4 void push(int* idx){
5     stack[stack_pointer++] = *idx;
6 }
7
8 int* pop(){
9     int idx = stack[--stack_pointer];
10    return idx;
11 }
12
13 int decompileAction(int n, SWF_ACTION *actions){
14     switch(actions[n].ActionCode){
15         ...
16         case SWFACTION_GETPROPERTY:
17             decompileGETPROPERTY(n, actions);
18             break;
19         case SWFACTION_PUSH:
20             int* data = actions[n].data;
21             push(data);
22             break;
23         ...
24     }
25 }
26
27 int decompileGETPROPERTY(int n, SWF_ACTION *actions){
28     int idx = pop();
29     getInt(idx); // Crashing function
30 }

```

Figure 6: Simplified code snippet relevant to CVE-2018-20427.

cases where DAFL underperformed also have similar reasons. For example, our slicing missed `dump_dwarf_section` for CVE-2017-8396, which is related to the target location via inter-procedural control dependency. In short, the limitation of our slicing is that it sometimes fails to capture inter-procedural control dependencies. As a result, DAFL may not be able to recognize program behaviors that are crucial to trigger the target bug.

Despite the current limitation, we can improve our system by adopting better slicing techniques. To confirm this idea, we manually identified the missed functions that play a crucial role in the 4 CVEs where DAFL underperformed. Then, we added these functions as our selective instrumentation target. Consequently, we observed significant performance improvements of DAFL in CVE-2018-20427, CVE-2019-9114, and CVE-2017-14940 with the median TTE of 3802s, 16358s, and 1812s, respectively. Furthermore, DAFL showed comparable performance to the other tools for the remaining CVE: it resulted in N.A.(2) for CVE-2017-8396. This result confirms our hypothesis: better slicing will improve the performance of DAFL.

In summary, the experimental results demonstrate that our techniques can significantly improve the performance of directed fuzzing. Note that we could not perform the Mann-Whitney U test on the measured TTEs, since the fuzzers often resulted in a timeout during the repeated experiments. Such a timeout only tells that its TTE is longer than 24 hours, so this result cannot be used as a sample for the Mann-Whitney U

Table 3: Slicing results for our benchmark. The **Program** column indicates the name of the program. The **# CVE** column is the number of CVEs in the program. The **All** column represents the number of all reachable functions in the program. The **Naive** and **Thin** column is for the average number of relevant functions sliced by the naive slicing and the thin slicing, respectively.

Program	# CVE	All	Naive	Thin
swftophp	17	786	429	234
lrzip	2	154	112	77
cxxfilt	6	211	40	35
objcopy	3	1478	1184	891
objdump	5	1787	1347	875
strip	1	1485	3	3
nm	1	1306	1017	50
readelf	1	441	185	112
xmllint	3	2414	1215	416
cjpeg	2	101	52	43

test. Still, we believe that a median TTE computed from 40 repetitions already mitigates the randomness of fuzzing significantly. We also observed several limitations in our static analysis and slicing, but they can be orthogonally addressed by techniques actively being developed in the static analysis community. Thus, we leave it as future work to further improve our static slicing part.

**RQ1:** DAFL shows the best performance for 27 out of 41 cases, and reproduces crashes at least 1.93 times faster on average than all the baseline fuzzers.

### 5.3 Impact of Thin Slicing

Recall from §4.1 that the thin slicing approach returns a smaller set of dependent nodes than a naive one. To investigate the impact of thin slicing, we additionally instantiated DAFL with the naive slicing strategy, denoted as DAFL<sub>Naive</sub>. We compared the performance of DAFL, DAFL<sub>Naive</sub>, and AFL on 31 bugs in our benchmark where DAFL was able to reproduce them in more than half of the repeated experiments.

Figure 7 shows the comparison results. Overall, both DAFL and DAFL<sub>Naive</sub> outperformed AFL in most cases. This is because both slicing strategies can effectively filter out irrelevant functions. Table 3 in the appendix shows that even the naive slicing can reduce the number of instrumented functions by 57% on average while the thin slicing provides more effective filtering by reducing the functions by 76% on average.

When comparing DAFL and DAFL<sub>Naive</sub>, we observed that DAFL outperforms DAFL<sub>Naive</sub> in most cases, and DAFL was always more efficient than DAFL<sub>Naive</sub> in terms of

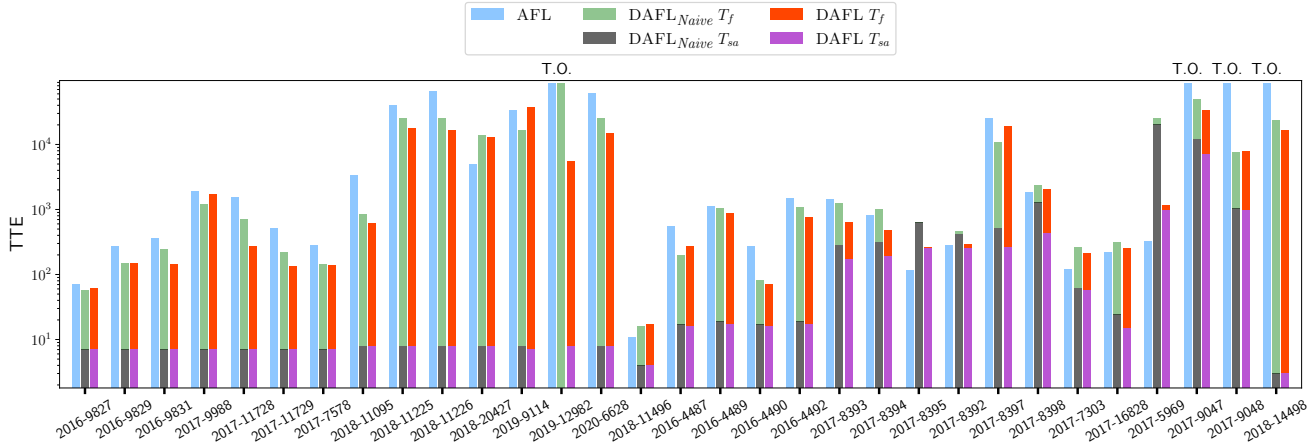


Figure 7: Impact of thin slicing.  $T_{sa}$  denotes the static analysis time including the slicing time, and  $T_f$  denotes the fuzzing time. Note that the Y axis is presented in log scale.

static analysis overhead: 2.04 times faster on average. The static analysis overhead was particularly significant in CVE-2017-8298: DAFL outperformed DAFL<sub>Naive</sub> even though DAFL<sub>Naive</sub> could be faster than DAFL in terms of fuzzing time. In total, DAFL reproduced the target crashes 2.01 times faster than DAFL<sub>Naive</sub> on average. Furthermore, the *N.A.* cases where AFL failed to report median TTEs, were completely resolved by DAFL, unlike DAFL<sub>Naive</sub>. The overall results demonstrate that thin slicing provides more effective guidance for directed fuzzing.

**RQ2:** Thin slicing improves the fuzzing performance by 2.01 times on average compared to the naive approach.

### 5.4 Impact of Selective Coverage Instrumentation & Semantic Relevance Scoring

In this section, we investigate how each of our two main ideas affects the overall performance of directed fuzzing. To this end, we instantiate the following two variants of DAFL: 1) DAFL<sub>SelInst</sub>, which is the same as AFL but only employs selective coverage instrumentation; and 2) DAFL<sub>SemRel</sub>, which is the same as AFL but only employs semantic relevance scoring. We compared the performance of DAFL to these variants as well as the vanilla AFL on the same 31 bugs used in §5.3.

Figure 8 shows the results. Overall, each technique alone clearly gives positive guidance to AFL, and the combined use of them gives better results than either of them alone. DAFL<sub>SelInst</sub> and DAFL<sub>SemRel</sub> are respectively 1.73 times and 1.39 times faster than AFL. Note that even in the case where one of our techniques cannot outperform AFL (e.g., DAFL<sub>SemRel</sub> for CVE-2018-11225), using both techniques together help DAFL outperform AFL. This result demonstrates

the synergetic effect of those two techniques. When combined, both techniques help DAFL to reproduce the bugs 1.93 times faster than AFL on average. Furthermore, significant improvements were made in 4 cases where AFL resulted in a timeout for more than half of the repetitions. DAFL resolved all 4 of these cases, while DAFL<sub>SelInst</sub> and DAFL<sub>SemRel</sub> could not when used individually.

We further investigated the impact of the subcomponents of Semantic Relevance Scoring: seed pool management and energy assignment scheme. We instantiate the variants of DAFL as follows: 1) DAFL<sub>SeedPool</sub>, which is the same as AFL but only employs our seed pool management; and 2) DAFL<sub>Energy</sub>, which is the same as AFL but only employs our energy assignment scheme.

Figure 9 shows the results. Overall, seed pool management and energy scheduling both outperform AFL, each by 1.47 and 1.08 times on average, respectively. This result demonstrates that both seed pool management and energy assignment scheme are effective in improving the performance of directed fuzzing. DAFL<sub>SeedPool</sub> and DAFL<sub>Energy</sub> not only outperforms AFL separately, but is also synergistically combined into DAFL<sub>SemRel</sub>. While DAFL<sub>SeedPool</sub> and DAFL<sub>Energy</sub> result in timeout for 3 and 4 bugs, respectively, the combined version, DAFL<sub>SemRel</sub> results in timeout for only 1 bug.

Finally, we compared the effectiveness of the energy assignment scheme of DAFL<sub>Energy</sub> to AFLGo. Note that DAFL<sub>Energy</sub> differs from AFLGo in that it uses data dependency to assign energies for seeds, while AFLGo uses CFG-based distance. When compared to AFLGo, DAFL<sub>Energy</sub> reproduced the target crashes 1.27 times faster on average. Note that this comparison does not involve static analysis time in order to directly compare the effectiveness of energy scheduling. The comparison result demonstrates that energy scheduling based on data dependency is more effective than the one based on CFG distance.

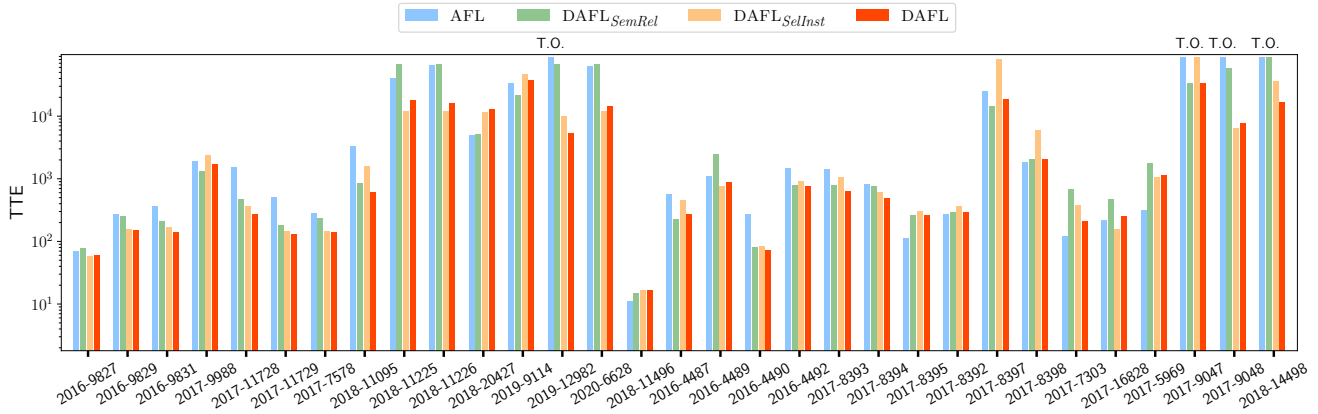


Figure 8: Impact of selective coverage instrumentation and semantic relevance scoring. Note that the Y axis is in log scale.

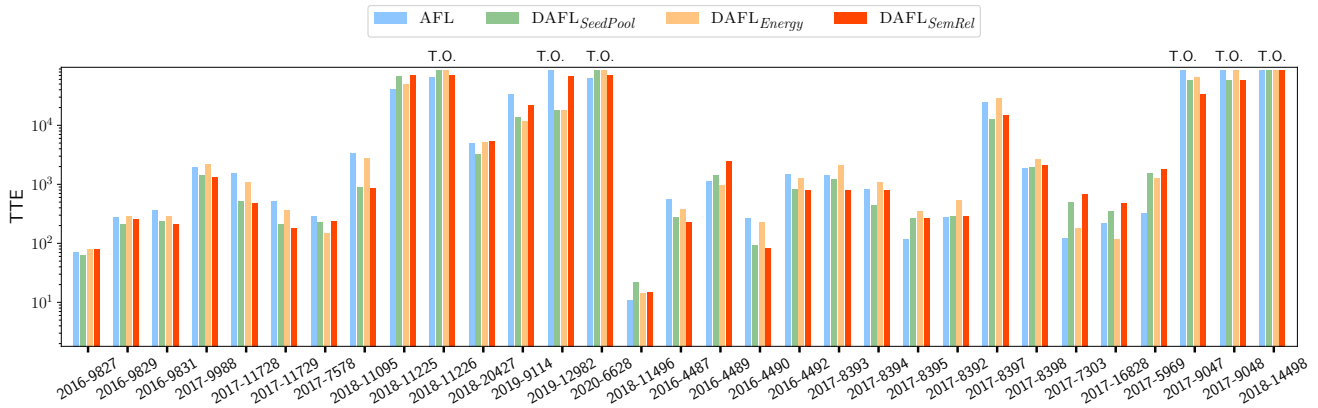


Figure 9: Impact of seed pool management and energy scheduling. Note that the Y axis is in log scale.

**RQ3:** Selective Coverage Instrumentation and Semantic Relevance Scoring each improves the performance by 1.73 and 1.39 times. When combined, DAFL shows 1.93 times faster crash reproduction results compared to AFL.

## 6 Discussion

**Supporting Multiple Targets** In the scope of this paper, we focused on single-target directed fuzzing as in prior work [23, 32]. However, DAFL can be naturally extended to support multiple targets. The underlying static analysis will be the same as before; it will be performed only once for a given program. Instead, the slicing part will be separately performed for each target. Then, we can selectively instrument functions in the union of the slices and generate a single binary program. Also, the semantic relevance score would be calculated by aggregating the scores from the individual slices (e.g., taking the average). We leave this extension as future work.

**Supporting Other Languages** DAFL currently supports C programs, but the underlying principle can be extended to support other languages. The effectiveness of thin slicing [57] was originally demonstrated with Java and there are a large body of work that apply program slicing to object-oriented programs [2, 6, 33, 48]. By adopting such techniques, we believe that DAFL can be extended to support object-oriented languages. However, there may exist challenges in other languages with more complex features such as C++. The dynamic nature of C++ often causes the pointer analysis to be imprecise in practice [37, 38]. This imprecision can lead the slicing results to either lack important functions or include unnecessary functions. We leave these challenges for supporting other languages as future work.

## 7 Threats to Validity

Although we carefully designed the evaluation criteria such as our bug triage logic (§5.1), they may not be exactly the same as the existing work. As mentioned in §1, it is exceedingly

difficult to replicate their settings in the absence of detailed information. In order to mitigate the threat, we have communicated with the authors and carefully configured the settings to reproduce the partial results from the prior work.

The performance of fuzzers may vary due to the experimental environment, such as the versions of the baselines and underlying compiler toolchains. Since different tools are based on different versions of software, we commonly set up the main components with the latest versions. This change may introduce discrepancies in the results. For example, one might wonder why Beacon is less effective than AFLGo in most cases, contrary to the reported performance in the paper. One reason is that we used the latest version of AFLGo which is more effective than the old version used in the Beacon paper. We also used LLVM 12 while the Beacon paper used LLVM 4. This might have an impact on the performance of AFLGo because AFLGo relies on the control flow graph generated by the LLVM compiler.

Due to the inherent randomness posed by fuzzing, our experimental results can have significant fluctuations. To reduce the effect, we repeated all our experiments *40 times* and reported the median values.

## 8 Related Work

Fuzzing, especially Grey-box fuzzing [8, 24, 41] has become a critical method to discover bugs in real-world software such as parsers [44], web browsers [28, 61], network protocols [26, 36], autonomous driving cars [35], mobile apps [39], and OS kernels [19, 34, 52]. However, generating a test case for a particular bug in a program remains challenging. Directed Grey-box Fuzzing (DGF) tackles the challenge by favoring test cases that can exercise nodes closer to the target node in the Control-Flow Graph (CFG). AFLGo [9] is one of the earliest directed fuzzers leveraging this idea. Similarly, Hawkeye [15] and WindRanger [23] improve upon AFLGo to provide more informative feedback to precisely compute distances. ParmeSan [47] considers sanitizer-guided bug coverage in addition to the distance feedback. FuzzGuard [64] also enhances AFLGo by leveraging deep learning to filter out irrelevant test cases. Likewise, TargetFuzz [13] comprises a target-oriented seed corpus to enhance the effectiveness of AFLGo. *MC<sup>2</sup>* [55] takes a unique approach that leverages binary search rather than mutation to generate more promising inputs toward the target. Note that all these fuzzers rely on a distance-based mechanism, which suffers from the precision problem, and DAFL is the first in tackling it.

There exist DGF approaches that aim to improve efficiency by transforming the program itself. Beacon [32] and SieveFuzz [58] aggressively prune off irrelevant paths on runtime by modifying the program under test. However, DAFL is orthogonal to these approaches, as it can distinguish not only irrelevant and relevant paths but less relevant and more relevant paths as well.

Directed White-box Fuzzing, or Directed Symbolic Execution (DSE) [40], is a predecessor of DGF, which views the target-reaching problem as a constraint satisfaction problem. It has been used for various purposes such as patch testing [43, 49] and verification of static analysis reports [21]. More recently, directed hybrid testing was proposed to combine symbolic execution and fuzzing [17]. However, these approaches rely on symbolic execution [11, 27, 53], which is orthogonal to our approach.

There have been numerous data-flow-guided fuzzers [14, 16, 18, 25, 47, 50]. However, semantic relevance scoring is unique in that it uses a data-flow analysis to compute relative distances between program executions, which will then be used for driving fuzzers toward buggy lines of code. Notably, GREYONE [25] employs dynamic taint analysis to guide the mutation process and prioritize seeds. However, its dynamic analysis deals with a single execution path at a time, whereas our static analysis examines the whole program without concrete executions. This allows DAFL to guide fuzzing toward an unreachable target location.

Static analyses often help improve the performance of fuzzers. DGF calculates seed distances by statically analyzing the control-flow of the target program [9]. Shastry *et al.* [56] automatically generate a dictionary of inputs for a target program based on static analysis. NTFuzz [19] leverages a static type inference technique to guide kernel fuzzing. VeriFuzz [20] uses static analysis to transform the loops in the program to be fuzzed more easily. Furthermore, it determines the range of valid inputs with interval analysis. DDFuzz [42] and DATAFLOW [30] introduces a new feedback system, by receiving feedback not only from discovering a new control-flow edge, but also from discovering a new data-flow edge. They perform intra-procedural program analysis to obtain such data-flow graph. Unlike these works, we selected only the data-flow edges that are relevant to the target bug. For this, DAFL must perform inter-procedural data-flow analysis to collect all the relevant def-use chains across the function boundaries. Moreover, we further process the obtained def-use chains to compute the semantic relevance scores of seeds.

Our approach uses thin slicing [57] to identify relevant parts of the program to the target location. Unlike traditional static program slicing [60, 62], thin slicing only includes producer statements that define non-pointer values, in our context. Since fuzzers typically attempt to mutate non-pointer values, thin slicing results provide concise yet useful guidance to the target locations. We demonstrated that thin slicing is more effective than traditional approaches for directed fuzzing.

## 9 Conclusion

We presented DAFL, a new directed grey-box fuzzer. We addressed two technical challenges in DGF. First, code coverage can give negative feedback to fuzzers when they exercise irrelevant paths to the target point. Second, syntactic distance met-

rics can mislead fuzzers when complicated control flows, such as loops, are involved. Our idea is to selectively receive coverage feedback only from the relevant parts to the target buggy location and prioritize seeds based on the semantic relevance score defined on the Def-Use Graph. Our empirical results show that DAFL significantly outperforms existing state-of-the-art directed fuzzers, including AFLGo, WindRanger, and Beacon.

## Acknowledgements

We thank Soomin Kim for his sincere advice in conducting the experiments. This work was partly supported by (1) the National Research Foundation of Korea (NRF) grant funded by the Korea government (MSIT) (NRF-2021R1C1C1003876, NRF-2021R1A5A1021944, and RS-2023-00210989); and (2) Institute of Information & communications Technology Planning & Evaluation (IITP) grant funded by the Korea government (MSIT) (No.2022-0-00277, Development of SBOM Technologies for Securing Software Supply Chains).

## References

- [1] Libming. <https://github.com/libming/libming>.
- [2] Mithun Acharya and Brian Robinson. Practical change impact analysis based on static program slicing for industrial software systems. In *Proceedings of the International Conference on Software Engineering*, pages 746–755, 2011.
- [3] Steven Arzt, Siegfried Rasthofer, Christian Fritz, Eric Bodden, Alexandre Bartel, Jacques Klein, Yves Le Traon, Damien Octeau, and Patrick D. McDaniel. FlowDroid: precise context, flow, field, object-sensitive and lifecycle-aware taint analysis for android apps. In *Proceedings of the ACM Conference on Programming Language Design and Implementation*, pages 259–269, 2014.
- [4] Thomas Ball and Sriram K. Rajamani. The SLAM project: debugging system software via static analysis. In *Proceedings of the ACM Symposium on Principles of Programming Languages*, pages 1–3, 2002.
- [5] Al Bessey, Ken Block, Benjamin Chelf, Andy Chou, Bryan Fulton, Seth Hallett, Charles-Henri Gros, Asya Kamsky, Scott McPeak, and Dawson R. Engler. A few billion lines of code later: using static analysis to find bugs in the real world. *Communications of the ACM*, 53(2):66–75, 2010.
- [6] David W. Binkley, Nicolas Gold, Mark Harman, Syed S. Islam, Jens Krinke, and Shin Yoo. ORBS: language-independent program slicing. In *Proceedings of the International Symposium on Foundations of Software Engineering*, pages 109–120, 2014.
- [7] Bruno Blanchet, Patrick Cousot, Radhia Cousot, Jérôme Feret, Laurent Mauborgne, Antoine Miné, David Monniaux, and Xavier Rival. A static analyzer for large safety-critical software. In *Proceedings of the ACM Conference on Programming Language Design and Implementation*, pages 196–207, 2003.
- [8] Marcel Böhme, Valentin J. M. Manès, and Sang Kil Cha. Boosting fuzzer efficiency: An information theoretic perspective. In *Proceedings of the International Symposium on Foundations of Software Engineering*, pages 678–689, 2020.
- [9] Marcel Böhme, Van-Thuan Pham, Manh-Dung Nguyen, and Abhik Roychoudhury. Directed greybox fuzzing. In *Proceedings of the ACM Conference on Computer and Communications Security*, pages 2329–2344, 2017.
- [10] Marcel Böhme, Van-Thuan Pham, and Abhik Roychoudhury. Coverage-based greybox fuzzing as markov chain. In *Proceedings of the ACM Conference on Computer and Communications Security*, pages 1032–1043, 2016.
- [11] Cristian Cadar, Daniel Dunbar, and Dawson Engler. KLEE: Unassisted and automatic generation of high-coverage tests for complex systems programs. In *Proceedings of the USENIX Symposium on Operating System Design and Implementation*, pages 209–224, 2008.
- [12] Cristiano Calcagno, Dino Distefano, Jérémy Dubreil, Dominik Gabi, Pieter Hooimeijer, Martino Luca, Peter W. O’Hearn, Irene Papakonstantinou, Jim Purbrick, and Dulma Rodriguez. Moving fast with software verification. In *NASA Formal Methods - 7th International Symposium*, volume 9058, pages 3–11, 2015.
- [13] Sadullah Canakci, Nikolay Matyunin, Kalman Graffi, Ajay Joshi, and Manuel Egele. TargetFuzz: using darts to guide directed greybox fuzzers. In *Proceedings of the ACM Symposium on Information, Computer and Communications Security*, pages 561–573, 2022.
- [14] Sang Kil Cha, Maverick Woo, and David Brumley. Program-adaptive mutational fuzzing. In *Proceedings of the IEEE Symposium on Security and Privacy*, pages 725–741, 2015.
- [15] Hongxu Chen, Yinxing Xue, Yuekang Li, Bihuan Chen, Xiaofei Xie, Xiuheng Wu, and Yang Liu. Hawkeye: Towards a desired directed grey-box fuzzer. In *Proceedings of the ACM Conference on Computer and Communications Security*, pages 2095–2108, 2018.
- [16] Peng Chen and Hao Chen. Angora: Efficient fuzzing by principled search. In *Proceedings of the IEEE Symposium on Security and Privacy*, pages 855–869, 2018.



- [17] Yaohui Chen, Peng Li, Jun Xu, Shengjian Guo, Rundong Zhou, Yulong Zhang, Tao Wei, and Long Lu. SAVIOR: towards bug-driven hybrid testing. In *Proceedings of the IEEE Symposium on Security and Privacy*, pages 1580–1596, 2020.
- [18] Jaeseung Choi, Doyeon Kim, Soomin Kim, Gustavo Grieco, Alex Groce, and Sang Kil Cha. SMARTIAN: Enhancing smart contract fuzzing with static and dynamic data-flow analyses. In *Proceedings of the International Conference on Automated Software Engineering*, pages 227–239, 2021.
- [19] Jaeseung Choi, Kangsu Kim, Daejin Lee, and Sang Kil Cha. NTFuzz: Enabling type-aware kernel fuzzing on windows with static binary analysis. In *Proceedings of the IEEE Symposium on Security and Privacy*, pages 1973–1989, 2021.
- [20] Animesh Basak Chowdhury, Raveendra Kumar Medicherla, and R. Venkatesh. Verifuzz: program aware fuzzing. In *Proceedings of the International Conference on Tools and Algorithms for the Construction and Analysis of Systems*, pages 244–249, 2019.
- [21] Maria Christakis, Peter Müller, and Valentin Wüstholtz. Guiding dynamic symbolic execution toward unverified program executions. In *Proceedings of the International Conference on Software Engineering*, pages 144–155, 2016.
- [22] Dino Distefano, Manuel Fähndrich, Francesco Logozzo, and Peter W. O’Hearn. Scaling static analyses at facebook. *Communications of the ACM*, 62(8):62–70, 2019.
- [23] Zhengjie Du, Yuekang Li, Yang Liu, and Bing Mao. Windranger: A directed greybox fuzzer driven by deviation basic blocks. In *Proceedings of the International Conference on Software Engineering*, pages 2440–2451, 2022.
- [24] Andrea Fioraldi, Daniele Cono D’Elia, and Emilio Coppa. WEIZZ: automatic grey-box fuzzing for structured binary formats. In *Proceedings of the International Symposium on Software Testing and Analysis*, pages 1–13, 2020.
- [25] Shuitao Gan, Chao Zhang, Peng Chen, Bodong Zhao, Xiaojun Qin, Dong Wu, and Zuoning Chen. GREY-ONE: Data flow sensitive fuzzing. In *Proceedings of the USENIX Security Symposium*, pages 2577–2594, 2020.
- [26] Hugo Gascon, Christian Wressnegger, Fabian Yamaguchi, Daniel Arp, and Konrad Rieck. Pulsar: stateful black-box fuzzing of proprietary network protocols. In *Proceedings of the International Conference on Security and Privacy in Communication Networks*, pages 330–347, 2015.
- [27] Patrice Godefroid, Nils Klarlund, and Koushik Sen. DART: Directed automated random testing. In *Proceedings of the ACM Conference on Programming Language Design and Implementation*, pages 213–223, 2005.
- [28] HyungSeok Han, DongHyeon Oh, and Sang Kil Cha. CodeAlchemist: Semantics-aware code generation to find vulnerabilities in javascript engines. In *Proceedings of the Network and Distributed System Security Symposium*, 2019.
- [29] Adrian Herrera, Hendra Gunadi, Shane Magrath, Michael Norrish, Mathias Payer, and Antony L. Hosking. Seed selection for successful fuzzing. In *Proceedings of the International Symposium on Software Testing and Analysis*, pages 230–243, 2021.
- [30] Adrian Herrera, Mathias Payer, and Antony L. Hosking. DATAFLOW: towards a data-flow-guided fuzzer. In *Proceedings of the International Fuzzing Workshop (FUZZING)*, 2022.
- [31] David Hovemeyer and William W. Pugh. Finding bugs is easy. In *Proceedings of the ACM SIGPLAN International Conference on Object Oriented Programming Systems Languages & Applications*, pages 132–136, 2004.
- [32] Heqing Huang, Yiyuan Guo, Qingkai Shi, Peisen Yao, Rongxin Wu, and Charles Zhang. Beacon: Directed grey-box fuzzing with provable path pruning. In *Proceedings of the IEEE Symposium on Security and Privacy*, pages 36–50, 2022.
- [33] Paritosh Jain and Nitish Garg. A novel approach for slicing of object oriented programs. *ACM SIGSOFT Softw. Eng. Notes*, pages 1–4, 2013.
- [34] Dae R. Jeong, Kyungtae Kim, Basavesh Shivakumar, Byoungyoung Lee, and Insik Shin. Ruzzer: Finding kernel race bugs through fuzzing. In *Proceedings of the IEEE Symposium on Security and Privacy*, pages 754–768, 2019.
- [35] Seulbae Kim, Major Liu, Junghwan John Rhee, Yuseok Jeon, Yonghwi Kwon, and Chung Hwan Kim. Drivefuzz: Discovering autonomous driving bugs through driving quality-guided fuzzing. In *Proceedings of the ACM Conference on Computer and Communications Security*, pages 1753–1767, 2022.
- [36] Dongge Liu, Van-Thuan Pham, Gidon Ernst, Toby Murray, and Benjamin I. P. Rubinstein. State selection algorithms and their impact on the performance of stateful network protocol fuzzing. In *Proceedings of the IEEE International Conference on Software Analysis, Evolution and Reengineering*, pages 720–730, 2022.

- [37] Kangjie Lu. Practical program modularization with type-based dependence analysis. In *Proceedings of the IEEE Symposium on Security and Privacy*, pages 1610–1624, 2022.
- [38] Kangjie Lu and Hong Hu. Where does it go?: Refining indirect-call targets with multi-layer type analysis. In *Proceedings of the ACM Conference on Computer and Communications Security*, pages 1867–1881, 2019.
- [39] Lannan Luo, Qiang Zeng, Bokai Yang, Fei Zuo, and Junzhe Wang. Westworld: fuzzing-assisted remote dynamic symbolic execution of smart apps on iot cloud platforms. In *Proceedings of the Annual Computer Security Applications Conference*, pages 982–995, 2021.
- [40] Kin-Keung Ma, Khoo Yit Phang, Jeffrey S. Foster, and Michael Hicks. Directed symbolic execution. In *Proceedings of the International Conference on Static Analysis*, pages 95–111, 2011.
- [41] Valentin J. M. Manès, HyungSeok Han, Choongwoo Han, Sang Kil Cha, Manuel Egele, Edward J. Schwartz, and Maverick Woo. The art, science, and engineering of fuzzing: A survey. *IEEE Transactions on Software Engineering*, 47(11):2312–2331, 2021.
- [42] Alessandro Mantovani, Andrea Fioraldi, and Davide Balzarotti. Fuzzing with data dependency information. In *Proceedings of the IEEE European Symposium on Security and Privacy*, pages 286–302, 2022.
- [43] Paul Dan Marinescu and Cristian Cadar. KATCH: high-coverage testing of software patches. In *Proceedings of the International Symposium on Foundations of Software Engineering*, pages 235–245, 2013.
- [44] Björn Mathis, Rahul Gopinath, Michaël Mera, Alexander Kampmann, Matthias Höschle, and Andreas Zeller. Parser-directed fuzzing. In *Proceedings of the ACM Conference on Programming Language Design and Implementation*, pages 548–560, 2019.
- [45] MITRE. MITRE CVE Database. <https://cve.mitre.org>.
- [46] Hakjoo Oh, Kihong Heo, Wonchan Lee, Woosuk Lee, and Kwangkeun Yi. Design and implementation of sparse global analyses for C-like languages. In *Proceedings of the ACM Conference on Programming Language Design and Implementation*, pages 229–238, 2012.
- [47] Sebastian Österlund, Kaveh Razavi, Herbert Bos, and Cristiano Giuffrida. ParmeSan: Sanitizer-guided greybox fuzzing. In *Proceedings of the USENIX Security Symposium*, pages 2289–2306, 2020.
- [48] Santosh Kumar Pani and GB Mund. Property based dynamic slicing of object oriented programs. *International Journal of Software Engineering and Technology (IJSET)*, 1:69–82, 2016.
- [49] Suzette Person, Guowei Yang, Neha Rungta, and Sarfraz Khurshid. Directed incremental symbolic execution. In *Proceedings of the ACM Conference on Programming Language Design and Implementation*, pages 504–515, 2011.
- [50] Sanjay Rawat, Vivek Jain, Ashish Kumar, Lucian Cojocar, Cristiano Giuffrida, and Herbert Bos. VUzzer: Application-aware evolutionary fuzzing. In *Proceedings of the Network and Distributed System Security Symposium*, 2017.
- [51] Caitlin Sadowski, Edward Aftandilian, Alex Eagle, Liam Miller-Cushon, and Ciera Jaspán. Lessons from building static analysis tools at Google. *Communications of the ACM*, 61(4):58–66, 2018.
- [52] Sergej Schumilo, Cornelius Aschermann, Robert Gawlik, Sebastian Schinzel, and Thorsten Holz. kAFL: Hardware-assisted feedback fuzzing for os kernels. In *Proceedings of the USENIX Security Symposium*, pages 167–182, 2017.
- [53] Koushik Sen, Darko Marinov, and Gul Agha. CUTE: A concolic unit testing engine for C. In *Proceedings of the International Symposium on Foundations of Software Engineering*, pages 263–272, 2005.
- [54] Konstantin Serebryany, Derek Bruening, Alexander Potapenko, and Dmitriy Vyukov. AddressSanitizer: A fast address sanity checker. In *Proceedings of the USENIX Annual Technical Conference*, pages 309–318, 2012.
- [55] Abhishek Shah, Dongdong She, Samanway Sadhu, Krish Singal, Peter Coffman, and Suman Jana. MC2: rigorous and efficient directed greybox fuzzing. In *Proceedings of the ACM Conference on Computer and Communications Security*, pages 2595–2609, 2022.
- [56] Bhargava Shastry, Markus Leutner, Tobias Fiebig, Kashyap Thimmaraju, Fabian Yamaguchi, Konrad Rieck, Stefan Schmid, Jean-Pierre Seifert, and Anja Feldmann. Static program analysis as a fuzzing aid. In *Proceedings of the International Conference on Research in Attacks, Intrusions, and Defenses*, pages 26–47, 2017.
- [57] Manu Sridharan, Stephen J. Fink, and Rastislav Bodik. Thin slicing. In *Proceedings of the ACM Conference on Programming Language Design and Implementation*, pages 112–122, 2007.

- [58] Prashast Srivastava, Stefan Nagy, Matthew Hicks, Antonio Bianchi, and Mathias Payer. One Fuzz Doesn't Fit All: optimizing directed fuzzing via target-tailored program state restriction. In *Proceedings of the Annual Computer Security Applications Conference*, pages 388–399, 2022.
- [59] MITRE. CVE-2017-7578. <https://cve.mitre.org/cgi-bin/cvename.cgi?name=CVE-2017-7578>, 2017.
- [60] Frank Tip. A survey of program slicing techniques. *J. Program. Lang.*, 3(3), 1995.
- [61] Junjie Wang, Bihuan Chen, Lei Wei, and Yang Liu. Superior: grammar-aware greybox fuzzing. In *Proceedings of the International Conference on Software Engineering*, pages 724–735, 2019.
- [62] Mark Weiser. Program slicing. In *Proceedings of the International Conference on Software Engineering*, page 439–449, 1981.
- [63] Michal Zalewski. American Fuzzy Lop. <http://lcamtuf.coredump.cx/afl/>.
- [64] Peiyuan Zong, Tao Lv, Dawei Wang, Zizhuang Deng, Ruigang Liang, and Kai Chen. FuzzGuard: Filtering out unreachable inputs in directed grey-box fuzzing through deep learning. In *Proceedings of the USENIX Security Symposium*, pages 2255–2269, 2020.