

NOTES

USENIX Member Benefits

Members of the USENIX Association receive the following benefits:

Free subscription to *login*, the Association's magazine, published six times a year, featuring technical articles, system administration articles, tips and techniques, practical columns on such topics as security, Perl, networks, and operating systems, book reviews, and reports of sessions at USENIX conferences.

Access to *login*: online from October 1997 to this month:
www.usenix.org/publications/login/

Discounts on registration fees for all USENIX conferences.

Special discounts on a variety of products, books, software, and periodicals:
www.usenix.org/membership/specialdisc.html.

The right to vote on matters affecting the Association, its bylaws, and election of its directors and officers.

For more information regarding membership or benefits, please see www.usenix.org/membership/ or contact office@usenix.org.
Phone: 510-528-8649

USENIX Board of Directors

Communicate directly with the USENIX Board of Directors by writing to board@usenix.org.

PRESIDENT

Clem Cole, *Intel*
clem@usenix.org

VICE PRESIDENT

Margo Seltzer, *Harvard University*
margo@usenix.org

SECRETARY

Alva Couch, *Tufts University*
alva@usenix.org

TREASURER

Brian Noble, *University of Michigan*
noble@usenix.org

DIRECTORS

John Arrasjid, *VMware*
johna@usenix.org

David Blank-Edelman, *Northeastern University*
dnb@usenix.org

Matt Blaze, *University of Pennsylvania*
matt@usenix.org

Niels Provos, *Google*
niels@usenix.org

EXECUTIVE DIRECTOR

Ellie Young
ellie@usenix.org

Nominating Committee for USENIX Board of Directors

The biennial election of the USENIX Board of Directors will be held in early 2012. The USENIX Board has appointed Alva Couch to serve as chair of the Nominating Committee. The composition of this committee and instructions on how to nominate individuals will be sent to USENIX members electronically and will be published on the USENIX Web site this fall.

USENIX Association Financial Statements for 2010

The following information is provided as the annual report of the USENIX Association's finances. The accompanying statements (p. 60) have been reviewed by Michelle Suski, CPA, in accordance with Statements on Standards for Accounting and Review Services issued by the American Institute of Certified Public Accountants. The 2010 financial statements were also audited by McSweeney & Associates, CPAs. Accompanying the statements are several charts that illustrate where your membership dues go. The Association's complete financial statements for the fiscal year ended December 31, 2010, are available on request.

—Ellie Young, Executive Director

Chart 1: USENIX 2010 Membership Dues Revenue

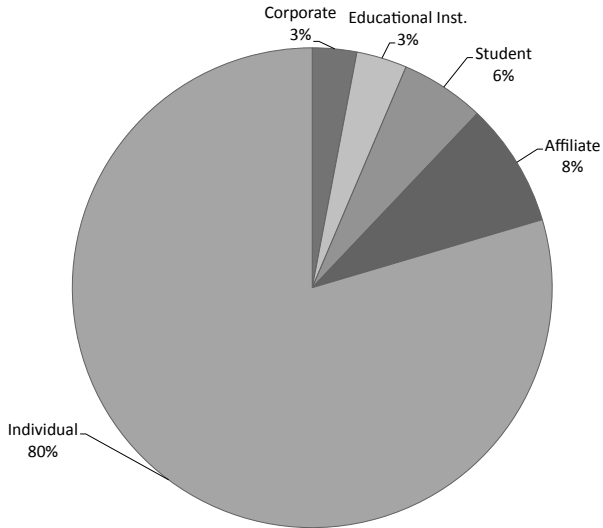


Chart 2: Where Your 2010 Membership Dues Went

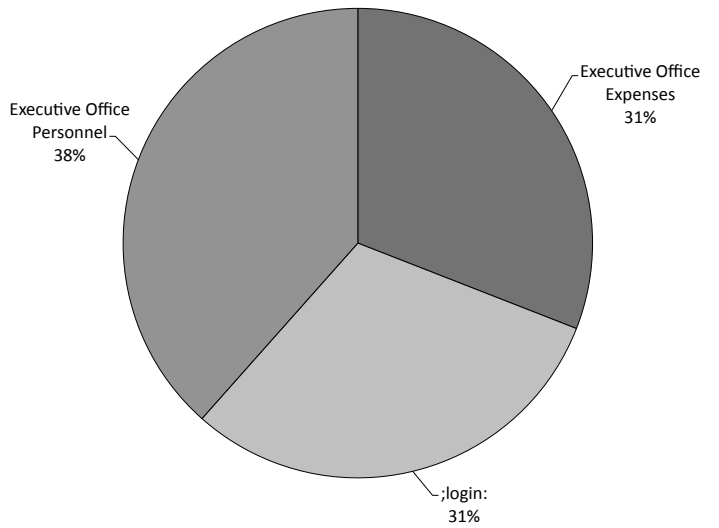
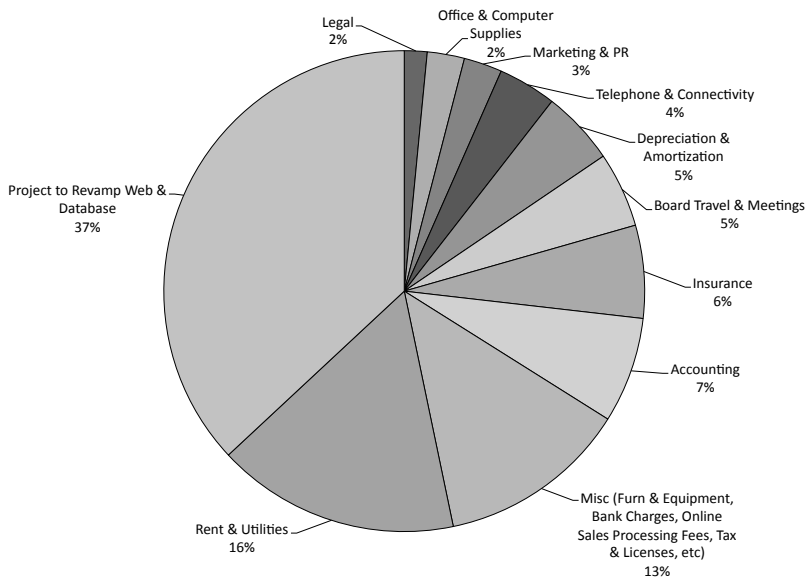


Chart 3: USENIX 2010 Administrative Expenses



**USENIX ASSOCIATION
STATEMENTS OF FINANCIAL POSITION
As of December 31, 2010 & 2009**

ASSETS	2010	2009
Current Assets		
Cash & cash equivalents	\$ 189,444	\$ 210,710
Receivables	150,798	40,185
Prepaid expenses	52,588	93,180
	<u>392,830</u>	<u>344,075</u>
Total current assets	392,830	344,075
Investments at fair market value	5,887,267	5,765,887
Property and Equipment		
Office furniture and equipment	320,397	306,308
Leasehold improvements	29,631	29,631
Less: accumulated depreciation	<u>(308,778)</u>	<u>(277,837)</u>
Net property and equipment	41,250	58,102
Other assets	<u>326,676</u>	<u>284,757</u>
	<u>\$ 6,648,023</u>	<u>\$ 6,452,821</u>

LIABILITIES AND NET ASSETS

Current Liabilities		
Accounts payable	\$ 103,181	\$ 41,066
Accrued expenses	68,714	56,528
Deferred revenue	<u>82,090</u>	<u>97,810</u>
Total current liabilities	253,985	195,404
Long-Term Liabilities		
Total liabilities	<u>326,676</u>	<u>284,757</u>
	580,661	480,161
Net Assets		
Unrestricted Net Assets	6,067,362	5,972,660
Net Assets	<u>6,067,362</u>	<u>5,972,660</u>
	<u>\$ 6,648,023</u>	<u>\$ 6,452,821</u>

**USENIX ASSOCIATION
STATEMENTS OF ACTIVITIES
For the Years Ended December 31, 2010 & 2009**

	2010	2009
REVENUES		
Conference & workshop revenue	\$ 3,096,793	\$ 2,282,899
Membership dues	480,459	489,578
Product sales	860	1,542
SAGE dues & other revenue	150,185	115,102
General sponsorship	8,000	-
	<u>3,736,297</u>	<u>2,889,121</u>
Total revenues	3,736,297	2,889,121
OPERATING EXPENSES		
Conferences & workshops	2,827,141	2,175,669
Membership, login:	476,001	385,288
Projects & GoodWorks	185,969	148,687
SAGE	98,741	122,931
Management and general	453,946	461,173
Fund raising	44,738	39,984
	<u>4,086,536</u>	<u>3,333,712</u>
Total operating expenses	4,086,536	3,333,712
Net operating deficit	(350,239)	(444,591)
NON-OPERATING ACTIVITY		
Interest & dividend income	156,884	193,439
Gains & losses on marketable securities	352,582	543,214
Investment fees	(61,909)	(57,531)
Other non-operating	<u>(2,616)</u>	<u>(3,384)</u>
Net investment income & non-operating expense	444,941	675,527
Change in net assets	94,702	231,166
Net assets, beginning of year	<u>5,972,660</u>	<u>5,741,494</u>
Net assets, end of year	<u>\$ 6,067,362</u>	<u>\$ 5,972,660</u>