

Tintenfisch: File System Namespace Schemas and Generators

Michael A. Sevilla, Reza Nasirigerdeh, Carlos Maltzahn, Jeff LeFevre, Noah Watkins,
Peter Alvaro, Margaret Lawson*, Jay Lofstead*, Jim Pivarski^a

University of California, Santa Cruz. {msevilla, rnasirig, carlosm, jlefevre, nmwatkin, palvaro}@ucsc.edu

*Sandia National Laboratories. {mlawso, gloffst}@sandia.gov, ^aPrinceton University. pivarski@princeton.edu

1 Introduction

The file system metadata service is the scalability bottleneck for many of today’s workloads [24, 2, 3, 4, 31]. Common approaches for attacking this “metadata scaling wall” include: caching inodes on clients and servers [9, 29, 13, 10, 33], caching parent inodes for path traversal [21, 23, 6, 32, 23], and dynamic caching policies that exploit workload locality [34, 36, 17]. These caches reduce the number of remote procedure calls (RPCs) but the effectiveness is dependent on the overhead of maintaining cache coherence and the administrator’s ability to select the best cache size for the given workloads. Recent work reduces the number of metadata RPCs to 1 without using a cache at all, by letting clients “decouple” the subtrees from the global namespace so that they can do metadata operations locally [35, 26]. *Even with* this technique, we show that file system metadata is still a bottleneck because namespaces for today’s workloads can be very large. The size is problematic for reads because metadata needs to be transferred and materialized.

The management techniques for file system metadata assume that namespaces have no structure but we observe that this is not the case for all workloads. We propose Tintenfisch, a file system that allows users to succinctly express the structure of the metadata they intend to create. If a user can express the structure of the namespace, Tintenfisch clients and servers can (1) compact metadata, (2) modify large namespaces more quickly, and (3) generate only relevant parts of the namespace. This reduces network traffic, storage footprints, and the number of overall metadata operations needed to complete a job.

Figure 1 provides an architectural overview: clients first decouple the file system subtree they want to operate on¹ then clients and metadata servers lazily generate

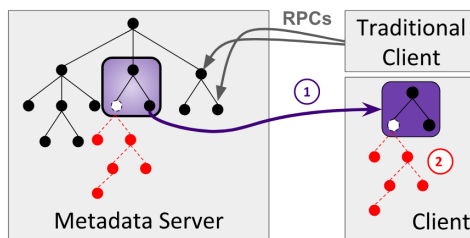


Figure 1: In (1), clients decouple file system subtrees and interact with their copies locally. In (2), clients and metadata servers generate subtrees, reducing network/storage usage and the number of metadata operations.

subtrees as needed using a “namespace generator”. The namespace generator is stored in the root inode of the decoupled subtree and can be used later to efficiently merge new metadata (that was not explicitly stated up front) into the global namespace. The fundamental insight is that the client and server both understand the final structure of the file system metadata. Our contributions:

- observing namespace structure in high performance computing, high energy physics, and large fusion simulations (§2)
- based on these observations, we define namespace schemas for categorizing namespaces and their amenability to compaction and generation (§3.1)
- a generalization of existing file system services to implement namespace generators that efficiently compact and generate metadata (§3.2)

2 Motivating Examples

We look at the namespaces for 3 large-scale applications. Each is from a different domain and this list is not meant to be exhaustive. Large lists of metadata are a problem in each of these domains, so building a file system with just general metadata (*e.g.*, extended attributes) would reduce the size of the metadata but the architecture would still suffer from managing a large number of names. To

¹This is not a contribution. This functionality and details on merging updates (*e.g.*, when to merge, how to merge, and how to manage conflicts) were presented in DeltaFS [35] and Cudele [26].

make our results reproducible, this paper adheres to The Popper Convention [14] so experiments can be examined in more detail, or even re-run, by visiting the [source] link next to each figure.

2.1 High Performance Computing: PLFS

Checkpointing performs small writes to a single shared file but because file systems are optimized for large writes, performance is poor. PLFS [5] solved the checkpoint-restart problem by mapping one logical file to many physical files on the underlying file system. The solution targets N-1 strided checkpoints, where many processes write small IOs to offsets in the same logical file. Each process sequentially writes to its own, unshared data file in the hierarchical file system and records an offset and length in an index file. Reads aggregate index files into a global index file, which it uses as a lookup table for identifying offsets into the logical file.

Namespace Description: when PLFS maps a single logical file to many physical files, it deterministically creates the namespace in the backend file system. For metadata writes, the number of directories is dependent on the number of clients nodes and the number of files is a function of the number of client processes. A directory called a container is created per node and processes write data and index files to the container assigned to their host. So for a write workload (*i.e.* a checkpoint) the underlying file system creates a deep and wide directory hierarchy, as shown in Figure 2a. The `host*` directory and `data*/index` files (denoted by the solid line) are created for every node in the system. The pattern is repeated twice (denoted by the dashed blue line) in the Figure, representing 2 additional hosts each with 1 process.

Namespace Size: Figure 2b scales the number of clients and plots the total number of files/directories (text annotations) and the number of metadata operations needed to write and read a PLFS file. The number of files is $2 \times (\# \text{ of processes})$. So for 1 million processes each checkpointing a portion of a 3D simulation, the size of the namespace will be 2 million files. RPC-based approaches like IndexFS [23] have been shown to struggle with metadata loads of this size but decoupled subtree approaches like DeltaFS [35] report up to 19.69 million creates per second, so writing checkpoints is largely a solved problem.

For reading a checkpoint, clients must coalesce index files to reconstruct the PLFS file. Figure 2b shows that the metadata read requests (“`readdir`” and “`open`”) outnumber the create requests by a factor of $4 \times$. Metadata read requests are notoriously slow [8, 11], so like create requests, RPCs are probably untenable. If the checkpoint had been written with the decoupled namespace approach, file system metadata would be scattered across clients so metadata would need to be coalesced before

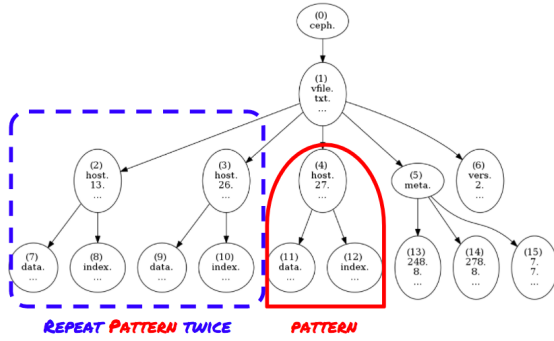
restarting the checkpoint. If the metadata had already been coalesced at some point they would still need to be transferred to the client. Regardless, both decoupled subtree scenarios require moving and materializing the file system subtree. Current efforts improve read scalability by reducing the space overhead of the index files themselves [12] and transferring index files after each write but these approaches target the transfer and materialization of the index file data, not the index file metadata.

Takeaway: the PLFS namespace scales with the number of client processes so RPCs are not an option for reading or writing. Decoupling the namespace helps writes but then the read performance is limited by the speed of transferring file system metadata across the network to the reading client *in addition* to reading the contents of the index files themselves.

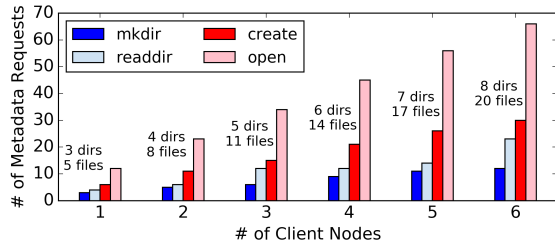
2.2 High Energy Physics: ROOT

The High Energy Physics (HEP) community uses a framework called ROOT [7] to manipulate, manage, and visualize data about proton-proton collisions collected at the large hadron collider (LHC). The data is used to re-simulate phenomena of interest for analysis and there are different types of reconstructions each with various granularities. The data is organized as nested, object oriented event data of arbitrary type (*e.g.*, particle objects, records of low-level detector hit properties, etc.). Physicists analyze the data set by downloading interesting events, which are stored as a list of objects in ROOT files. ROOT file data is accessed by consulting metadata in the header and seeking to a location in the bytestream, as shown in Figure 3a. The ROOT file has both data and ROOT-specific metadata called Logical Record Headers (LRH). For this discussion, the following objects are of interest: a “Tree” is a table of events, listed sequentially and stored in a flat namespace; a “Branch” is a column of a Tree, composed of a set of values called “Entries”; and Entries are grouped into ordered sets called “Baskets” [18]. Clients request Branches and data is transferred as Baskets; so Branches are the logical view of the data for users and Baskets are the compression, parallelization, and transfer unit. The advantages of the ROOT framework is the ability to (1) read only parts of the data and (2) easily ingest remote data over the network.

Namespace Description: the HEP community is running into scalability problems. The current effort is to integrate the ROOT framework with Ceph [31]. But naive approaches such as storing ROOT files as objects in an object store or files in a file system have IO read amplification (*i.e.* read more than is necessary); storing as an object would pull the entire GB-sized blob and storing as a file would pull more data than necessary because the file stripe size is not aligned to Baskets. To reduce IO read amplification the namespace approach [22] views

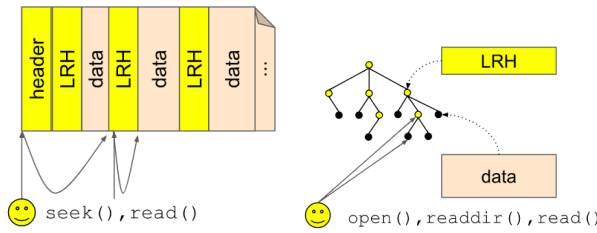


(a) PLFS file system tree



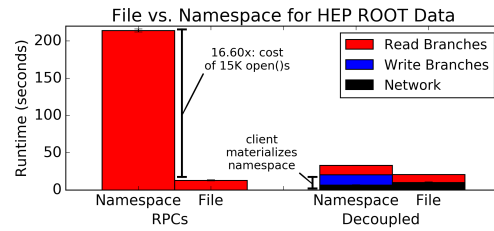
(b) [source] PLFS metadata size and operations.

Figure 2: PLFS file system metadata. (a) shows that the namespace is structured and predictable; the pattern (solid line) is repeated for each host. In this case, there are three hosts so the pattern is repeated two more times. (b) shows that the namespace scales linearly with the number of clients. This makes reading and writing difficult using RPCs so decoupled subtrees must be used to reduce the number of RPCs.



(a) file approach

(b) namespace approach



(c) [source] ROOT metadata size and operations

Figure 3: ROOT file system metadata. (a) file approach: stores data in a single ROOT file, where clients read the header and seek to data or metadata (LRH); a ROOT file stored in a distributed file system will have IO read amplification because the striping strategies are not aligned to Baskets. (b) namespace approach: stores Baskets as files so clients read only data they need. In (c), “Namespace” is the runtime of reading a file per Basket and “File” is the runtime of reading a single ROOT file. RPCs are slower because of the metadata load and the overhead of pulling many objects. Decoupling the namespace uses less network (because only metadata and relevant Baskets get transferred) but incurs a metadata materialization overhead.

a ROOT file as a namespace of data. Physicists ask for Branches, where each Branch can be made up of multiple sub-Banches (*i.e.* Events/Branch0/Branch1), similar to pathname components in a POSIX IO file name. The namespace approach partitions the ROOT file onto a file system namespace, as shown in Figure 3b. File system directories hold Branch metadata, files contain Baskets, and clients only pull Baskets they care about.

Namespace Size: storing this metadata in a file system would overwhelm most file systems in two ways: (1) too many inodes and (2) per-file overhead. To quantify (1), consider the Analysis Object Dataset which has a petabyte of data sets made up of a million ROOT files each containing thousands of Branches, corresponding to a billion files in the namespace approach. To quantify (2), the read and write runtime over six runs of replaying a trace of Branch access from the NTupleMaker application is shown in Figure 3c, where the x -axis is approaches for storing ROOT data. We use the RootUtils [19] library to translate Branch requests into Baskets. Using the namespace approach with RPCs is far slower

because of the metadata load and because many small objects are pulled over the network. Although the file approach reads more data than is necessary since the stripe size of the file is not aligned to Baskets, the runtime is still $16.6\times$ faster. Decoupling the namespace is much faster for the namespace approach but the cost of materializing file system metadata makes it slower than the file approach. Note that this is one (perhaps pessimistic) example workload; the ROOT file is 1.7GB and 65% of the file is accessed so the namespace approach might be more scalable for workloads that access fewer Baskets.

Takeaway: the ROOT namespace stores billions of files and we show that RPCs overwhelm a centralized metadata server. Decoupling the namespace helps writes but then the read performance is limited by (1) the speed of transferring file system metadata across the network and (2) the cost of materializing parts of the namespace that are not relevant to the workload.

2.3 Large Scale Simulations: SIRIUS

SIRIUS [15] is the Exascale storage system being designed for the Storage System and I/O (SSIO) initiative [25]. The core tenant of the project, similar to other projects in HPC like PDC [?], is application hints that allow the storage to reconfigure itself for higher performance using techniques like tiering, management policies, data layout, quality of service, and load balancing. SIRIUS uses a metadata service called EMPRESS [16], which is an SQLite instance that stores user-defined metadata for bounding boxes (*i.e.* a 3-dimensional coordinate space). EMPRESS is designed to be used at any granularity, which is important for a simulation space represented as a 3D mesh. By granularity, we mean that metadata access can be optimized per variable (*e.g.*, temperature, pressure, etc.), per timestamp, per run, or even per set of runs (which may require multiple queries). At this time, EMPRESS runs on a single node but it is designed to scale-out via additional independent instances.

Namespace Description: the global space is partitioned into non-overlapping, regular shaped cells. The EMPRESS database has columns for the application ID, run ID, timestamp, variable name, feature name, and bounding box coordinates for these cells. Users can also add custom-defined metadata. The namespace we are referring to here is the list of objects containing simulation data associated to a bounding box (or row in the database). Variables affect how the space is partitioned into objects; temperature may be computed for every cell while pressure is computed for every n cells. For most simulations, there are a minimum of 10 variables.

Namespace Size: we calculate $1 * 10^{12}$ (1 trillion) objects for a simulation space of $1K \times 1K \times 1K$ cells containing 8 byte floats. We use 1 million processes, each writing 8GB of data for 10 variables over 100 timesteps and an object size of 8MB (the optimal object size of Ceph’s object store). The data per process and number of variables are scaled to be about 1/10 of each process’s local storage space, so about 80GB. 100 timesteps is close to 1 timestep every 15 minutes for 24 hours.

As we integrate EMPRESS with a scalable object store, mapping bounding box queries to object names for data sets of this size is a problem. Clients query EMPRESS with bounding box coordinates and EMPRESS must provide the client with a list of object names. One potential design is to store coordinates for variables in a database and calculate object name lists using a partitioning function at read time. The problem is that object name lists can be very large when applications query multiple runs each containing trillions of objects, resulting in long transfer times as the metadata is sent back to the client. Even after receiving the object name list, the client may need to manage and traverse the list, doing things like filtering for object names at the “edge” of the

feature of interest.

Takeaway: SIRIUS stores trillions of objects for a single large scale simulation run and applications often access multiple runs. These types of queries return a large list of object names so the bottleneck is managing, transferring, and traversing these lists. The size of RPCs is the problem, not the number. POSIX IO hierarchical namespaces may be a good model for applications to access simulation data but another technique for handling the sheer size of these object name lists is needed.

3 Methodology: Compact Metadata

Namespace schemas and generators help clients and servers establish an understanding of the final file system metadata shape and size.

3.1 Namespace Schemas

Namespace schemas describe the structure of the namespace. A “balanced” namespace means that subtree patterns (files per directory) are repeated and a “bounded” namespace means that the range of file/directory names can be defined *a-priori* (before the job has run but after reading metadata). Traditional shared file systems are designed for general file system workloads, like user home directories, which have an unbalanced and unbounded namespace schema because users can create any number of files in any pattern. PLFS has a balanced and bounded namespace because the distribution of files per directory is fixed (and repeated) and any subtree can be generated using the client hostnames and the number of processes. ROOT and SIRIUS are examples of unbalanced and bounded namespace schemas. The file per directory shape is not repeated (it is determined by application-specific metadata, LRH for ROOT or variables for SIRIUS) but the range of file/directory names can be determined before the job starts.

3.2 Namespace Generators

A namespace generator is a compact representation of a balanced or bounded namespace that lets clients/servers generate file system metadata. Tintenfisch supports namespace generators and is built on Cudele [26] so the centralized, globally consistent metadata service can decouple subtrees. The generator is stored in the directory inode of the decoupled subtree using a “file type” interface [30] and our prototype is built using a programmable storage approach [27, 20]. Namespace generators are integrated into file system metadata servers and clients instead of the application itself because namespace schemas are common across domains. We designed these generators by matching the patterns of the namespace to the application source code.

<p>For n processes on m servers:</p> <pre> # of dirs = $m \times \text{mkdir}()$ # of file = $2 \times n$ # of file per dir = n/m </pre>	<pre> local box require 'box2d' for i=_x,_x+x do for j=_y,_y+y do if t>30 then obj_list.insert(box(x,y,z)) else b0,b1,b2,=box.nsplit(4) obj_list.insert(b0,b1,b2) end end end return obj_list </pre>	<pre> void recurseBranch(TObjArray *o){ TIter i(o); for(TBranch *b=i.Next(); i.Next()!=0; b=i.Next()){ processBranch(b); recurseBranch(b->GetListOfBranches()); } } </pre>
(a) Function generator for PLFS	(b) Code generator for SIRIUS	(c) Code generator for HEP

Figure 4: Generators for 3 motivating examples. The code generator in Figure 4c is coupled with a pointer generator.

Formula Generator: takes domain-specific information as input and produces a list of files and directories. For example, PLFS creates files and directories based on the number of clients, so administrators can use the formula in Figure 4a, which takes as input the number of processes and hosts in the cluster and outputs the number of directories, files, and files per directory. The formula assumes that hostnames can be generated (*e.g.*, a range of hosts named host.[1, 2, 3, 4]). The namespace drawn in Figure 2a can be generated using an input of 3 hosts each with 1 process.

Code Generator: gives users the flexibility to write programs that generate the namespace. This is useful if the logic is too complex to store as a formula or requires external libraries to interpret metadata. For example, SIRIUS constructs the namespace using domain-specific partitioning logic written in Lua. Figure 4b shows how the namespace can be constructed by iterating through bounding box coordinates and checking if a threshold temperature is eclipsed. If it is, extra names are generated using the box2d package. Although the partitioning function itself is not realistic, it shows how code generators can accommodate namespaces that are complex and/or require external libraries.

Pointer Generator: references metadata in scalable storage and avoids storing large amounts of metadata in inodes, which is a frowned upon in distributed file system communities [1]. This is useful if there is no formal specification for the namespace. For example, ROOT uses self-describing files so headers and metadata need to be read for each ROOT file. A code generator is insufficient for generating the namespace because all necessary metadata is in objects scattered in the object store. A code generator containing library code for the ROOT framework *and* a pointer generator for referencing the input to the code can be used to describe a ROOT file system namespace. Figure 4c shows a code generator example where clients requesting Branches follow the pointer generator (not pictured) to objects containing metadata.

Discussion: generators *compact metadata*, which speeds up network transfers and reduces storage footprints. This also gives clients/servers the ability to *modify large namespaces* (*e.g.*, PLFS namespaces can be

scaled from 1 to 2 million processes just by sending a new input to the formula generator). Metadata compaction also gives clients/servers the ability to *generate relevant parts of the namespace* because only a fraction of the metadata is needed (*e.g.*, generating object names for SIRIUS based on a prefix). The generator types work well for namespaces that are balanced/bounded, so use cases outside POSIX IO, such as network namespaces, should also benefit. Although the generator types may not generalize to other schemas, our approach works for jobs with definable namespace access patterns.

4 Conclusion and Future Work

We show that some of today’s specialized applications have large, structured namespaces and propose a new way for the file system to facilitate this domain-specific knowledge. By leveraging the bounded/balanced nature of these namespaces, clients/servers can exchange compact representations of metadata instead of the metadata in its entirety. This work shares many of the risks of programmable storage [27, 28], namely introducing poorly designed generators (*e.g.*, non-deterministic naming) into the file system. Proper sandboxing techniques for security/correctness are future work. Also, our generators may not work for applications that make use of metadata that cannot be specified at create time, such as permissions (*e.g.*, workflows), size of the file (*e.g.*, Hadoop), or dates (*e.g.*, garbage collectors). Another avenue of future work will supplement these generators with more metadata information.

Acknowledgments

This work is supported by the Center for Research in Open Source Software (cross.ucsc.edu), the U.S. Department of Energy’s Office of Science, under the grant number DE-SC0016074, and the NSF, under awards 1450488 and 1705021. Sandia National Laboratories is a multimission laboratory managed and operated by National Technology & Engineering Solutions of Sandia, LLC, a wholly owned subsidiary of Honeywell International Inc., for the U.S. Department of Energy’s National Nuclear Security Administration under contract DE-NA0003525.

References

- [1] Ceph Documentation. http://docs.ceph.com/docs/jewel/dev/mds_internals/data-structures/, December 2017.
- [2] ABAD, C. L. *Big Data Storage Workload Characterization, Modeling and Synthetic Generation*. PhD thesis, University of Illinois at Urbana-Champaign, May 2014.
- [3] ABAD, C. L., LUU, H., ROBERTS, N., LEE, K., LU, Y., AND CAMPBELL, R. H. Metadata Traces and Workload Models for Evaluating Big Storage Systems. In *Proceedings of the International Conference on Utility and Cloud Computing* (2012), UCC '12.
- [4] ALAM, S. R., EL-HARAKE, H. N., HOWARD, K., STRINGFELLOW, N., AND VERZELLONI, F. Parallel I/O and the Metadata Wall. In *Proceedings of the 6th International Workshop on Parallel Data Storage* (2011), PDSW '11.
- [5] BENT, J., GIBSON, G., GRIDER, G., MCCLELLAND, B., NOWOCZYNSKI, P., NUNEZ, J., POLTE, M., AND WINGATE, M. PLFS: A Checkpoint Filesystem for Parallel Applications. In *Proceedings of the Conference on High Performance Computing Networking, Storage and Analysis* (2009), SC '09.
- [6] BRANDT, S. A., MILLER, E. L., LONG, D. D. E., AND XUE, L. Efficient Metadata Management in Large Distributed Storage Systems. In *Proceedings of the 20th IEEE/11th NASA Goddard Conference on Mass Storage Systems and Technologies* (2003), MSST '03.
- [7] BRUN, R., AND RADEMAKERS, F. ROOT: An object oriented data analysis framework. *Nuclear Instruments Methods* (1996).
- [8] CARNS, P., LANG, S., ROSS, R., VILAYANNUR, M., KUNKEL, J., AND LUDWIG, T. Small-file Access in Parallel File Systems. In *Proceedings of the 23rd IEEE International Symposium on Parallel and Distributed Processing* (2009), IPDPS '09.
- [9] DEPARDON, B., LE MAHEC, G., AND SÉGUIN, C. Analysis of Six Distributed File Systems. Technical report, French Institute for Research in Computer Science and Automation, 2013.
- [10] DEVULAPALLI, A., AND WYCKOFF, P. File Creation Strategies in a Distributed Metadata File System. In *Proceedings of the 21st International Parallel and Distributed Processing Symposium* (2007), IPDPS '07.
- [11] ESHEL, M., HASKIN, R., HILDEBRAND, D., NAIK, M., SCHMUCK, F., AND TEWARI, R. Panache: A Parallel File System Cache for Global File Access. In *Proceedings of the 8th USENIX Conference on File and Storage Technologies* (2010), FAST '10.
- [12] HE, J., BENT, J., TORRES, A., GRIDER, G., GIBSON, G., MALTZAHN, C., AND SUN, X.-H. I/O Acceleration with Pattern Detection. In *Proceedings of the 22nd International Symposium on High-performance Parallel and Distributed Computing* (2013), HPDC '13.
- [13] HILDEBRAND, D., AND HONEYMAN, P. Exporting Storage Systems in a Scalable Manner with pNFS. In *Proceedings of the 22nd IEEE/13th NASA Goddard Conference on Mass Storage Systems and Technologies* (2005), MSST '05.
- [14] JIMENEZ, I., SEVILLA, M. A., WATKINS, N., MALTZAHN, C., LOFSTEAD, J., MOHROR, K., ARPACI-DUSSEAU, A., AND ARPACI-DUSSEAU, R. The Popper Convention: Making Reproducible Systems Evaluation Practical. In *Proceedings of the International Parallel and Distributed Processing Symposium Workshop* (2017), IPDPSW '17.
- [15] KLASKY, S. A., ABBASI, H., AINSWORTH, M., CHOI, J., CURRY, M., KURC, T., LIU, Q., LOFSTEAD, J., MALTZAHN, C., PARASHAR, M., PODHORSKI, N., SUCHYTA, E., WANG, F., WOLF, M., CHANG, C. S., CHURCHILL, M., AND ETHIER, S. Exascale Storage Systems the SIRIUS Way. *Journal of Physics: Conference Series* (2016).
- [16] LAWSON, M., ULMER, C., MUKHERJEE, S., TEMPLET, G., LOFSTEAD, J. F., LEVY, S., WIDENER, P. M., AND KORDENBROCK, T. EMPRESS - Extensible Metadata Provider for Extreme-Scale Scientific Simulations. In *Proceedings of the Joint International Workshop on Parallel Data Storage and Data Intensive Scalable Computing Systems* (2017), PDSW '17.
- [17] LI, W., XUE, W., SHU, J., AND ZHENG, W. Dynamic Hashing: Adaptive Metadata Management for Petabyte-scale Scale Systems. In *Proceedings of the 23rd IEEE/14th NASA Goddard Conference on Mass Storage Systems and Technologies* (2006), MSST '06.
- [18] NASIRIGERDEH, R., PIVARSKI, J., SEVILLA, M. A., AND MALTZAHN, C. ROOT Files for Computer Scientists. Technical Report UCSC-SOE-18-09, UC Santa Cruz, May 2018.
- [19] NASIRIGERDEH, R., PIVARSKI, J., TADEL, M., SEVILLA, M. A., MALTZAHN, C., BOCKELMAN, B., AND WURTHWEIN, F. RootUtils: a Library to Better Understand ROOT Files. Technical Report UCSC-SOE-18-10, UC Santa Cruz, May 2018.
- [20] OLDFIELD, R. A., WARD, L., RIESEN, R., MACCABE, A. B., WIDENER, P., AND KORDENBROCK, T. Lightweight I/O for Scientific Applications. In *Proceedings of the International Conference on Cluster Computing* (2006), Cluster Computing '06.
- [21] PATIL, S. V., AND GIBSON, G. A. Scale and Concurrency of GIGA+: File System Directories with Millions of Files. In *Proceedings of the 9th USENIX Conference on File and Storage Technologies* (2011), FAST '11.
- [22] PIVARSKI, J. How to make a petabyte ROOT file: proposal for managing data with columnar granularity. <https://indico.fnal.gov/event/15154/contribution/10/material/slides/0.pdf>, October 2017.
- [23] REN, K., ZHENG, Q., PATIL, S., AND GIBSON, G. IndexFS: Scaling File System Metadata Performance with Stateless Caching and Bulk Insertion. In *Proceedings of the Conference on High Performance Computing, Networking, Storage and Analysis* (2014), SC '14.
- [24] ROSELLI, D., LORCH, J. R., AND ANDERSON, T. E. A Comparison of File System Workloads. In *Proceedings of the USENIX Annual Technical Conference* (2000), ATC '00.
- [25] ROSS, R., AND ET. AL. Storage Systems and Input/Output to Support Extreme Scale Science. In *Report of the DOE Workshops on Storage Systems and Input/Output* (2014).
- [26] SEVILLA, M. A., JIMENEZ, I., WATKINS, N., FINKELSTEIN, S., LEFEVRE, J., ALVARO, P., AND MALTZAHN, C. Cud-ele: An API and Framework for Programmable Consistency and Durability in a Global Namespace. In *Proceedings of the 32nd IEEE International Parallel and Distributed Processing Symposium* (2018), IPDPS '18.
- [27] SEVILLA, M. A., WATKINS, N., JIMENEZ, I., ALVARO, P., FINKELSTEIN, S., LEFEVRE, J., AND MALTZAHN, C. Malacology: A Programmable Storage System. In *Proceedings of the European Conference on Computer Systems* (2017), EuroSys '17.
- [28] SEVILLA, M. A., WATKINS, N., MALTZAHN, C., NASSI, I., BRANDT, S. A., WEIL, S. A., FARNUM, G., AND FINEBERG, S. Mantle: A Programmable Metadata Load Balancer for the Ceph File System. In *Proceedings of the Conference on High Performance Computing, Networking, Storage and Analysis* (2015), SC '15.
- [29] SINNAMOHIDEEN, S., SAMBASIVAN, R. R., HENDRICKS, J., LIU, L., AND GANGER, G. R. A Transparently-Scalable Metadata Service for the Ursa Minor Storage System. In *Proceedings of the USENIX Annual Technical Conference* (2010), ATC '10.

- [30] WATKINS, N., MALTZAHN, C., BRANDT, S., AND MANZANARES, A. DataMods: Programmable File System Services. In *Proceedings of the 7th Parallel Data Storage Workshop* (2012), PDSW '12.
- [31] WEIL, S. A., BRANDT, S. A., MILLER, E. L., LONG, D. D. E., AND MALTZAHN, C. Ceph: A Scalable, High-Performance Distributed File System. In *Proceedings of the 7th USENIX Symposium on Operating Systems Design and Implementation* (2006), OSDI '06.
- [32] WEIL, S. A., POLLACK, K. T., BRANDT, S. A., AND MILLER, E. L. Dynamic Metadata Management for Petabyte-Scale File Systems. In *Proceedings of the 17th ACM/IEEE Conference on High Performance Computing Networking, Storage and Analysis* (2004), SC '04.
- [33] WELCH, B., UNANGST, M., ABBASI, Z., GIBSON, G., MUELLER, B., SMALL, J., ZELENKA, J., AND ZHU, B. Scalable Performance of the Panasas Parallel File System. In *Proceedings of the 6th USENIX Conference on File and Storage Technologies* (2008), FAST '08.
- [34] XING, J., XIONG, J., SUN, N., AND MA, J. Adaptive and Scalable Metadata Management to Support a Trillion Files. In *Proceedings of the Conference on High Performance Computing Networking, Storage and Analysis* (2009), SC '09.
- [35] ZHENG, Q., REN, K., GIBSON, G., SETTLEMYER, B. W., AND GRIDER, G. DeltaFS: Exascale File Systems Scale Better Without Dedicated Servers. In *Proceedings of the Workshop on Parallel Data Storage* (2015), PDSW '15.
- [36] ZHU, Y., JIANG, H., WANG, J., AND XIAN, F. HBA: Distributed Metadata Management for Large Cluster-Based Storage Systems. *IEEE Transactions on Parallel Distributed Systems* (2008).