

USENIX Association

Proceedings of the  
9th USENIX Security Symposium

Denver, Colorado, USA  
August 14–17, 2000



© 2000 by The USENIX Association

All Rights Reserved

For more information about the USENIX Association:

Phone: 1 510 528 8649

FAX: 1 510 548 5738

Email: [office@usenix.org](mailto:office@usenix.org)

WWW: <http://www.usenix.org>

Rights to individual papers remain with the author or the author's employer.

Permission is granted for noncommercial reproduction of the work for educational or research purposes.

This copyright notice must be included in the reproduced paper. USENIX acknowledges all trademarks herein.

# An Open-source Cryptographic Coprocessor

Peter Gutmann

*University of Auckland, Auckland, New Zealand*

pgut001@cs.auckland.ac.nz

## Abstract

Current crypto implementations rely on software running under general-purpose operating systems alongside a horde of untrusted applications, ActiveX controls, web browser plugins, mailers handling messages with embedded active content, and numerous other threats to security, with only the OS's (often almost nonexistent) security to keep them apart. This paper presents a general-purpose open-source crypto coprocessor capable of securely performing crypto operations such as key management, certificate creation and handling, and email encryption, decryption, and signing, at a cost not too orders of magnitude below that of commercial equivalents while providing generally equivalent performance and a higher level of functionality. The paper examines various issues involved in designing the coprocessor, and explores options for hardware acceleration of crypto operations for extended performance above and beyond that offered by the basic coprocessor's COTS hardware.

## 1. Problems with Crypto on End-user Systems

The majority of current crypto implementations run under general-purpose operating systems with a relatively low level of security, alongside which exist a limited number of smart-card assisted implementations which store a private key in, and perform private-key operations with, a smart card. Complementing these are an even smaller number of implementations which perform further operations in dedicated (and generally very expensive) hardware.

The advantage of software-only implementations is that they are inexpensive and easy to deploy. The disadvantage of these implementations is that they provide a very low level of protection for crypto variables, and that this low level of security is unlikely to change in the future. For example Windows NT provides a function `ReadProcessMemory` which allows a process to read the memory of (almost) any other process in the system (this was originally intended to allow debuggers to establish breakpoints and maintain instance data for other processes [1]), allowing both passive attacks such as scanning memory for high-entropy areas which constitute keys [2] and active attacks in which a target process's code or data is

modified (in combination with `VirtualProtectEx`, which changes the protection on another process's memory pages) to provide supplemental functionality of benefit to a hostile process. By subclassing an application such as the Windows shell, the hostile process can receive notification of any application (a.k.a. "target") starting up or shutting down, after which it can apply the mechanisms mentioned previously. A very convenient way to do this is to subclass a child window of the system tray window, yielding a system-wide hook for intercepting shell messages [3]. Another way to obtain access to other processes' data is to patch the user-to-kernel-mode jump table in a process's `ThreadEnvironmentBlock` (TEB), which is shared by all processes in the system rather than being local to each one, so that changing it in one process affects every other running process [4].

Although the use of functions like `ReadProcessMemory` requires Administrator privileges, most users tend to either run their systems as Administrator or give themselves equivalent privileges since it's extremely difficult to make use of the machine without these privileges. In the unusual case where the user isn't running with these privileges, it's possible to use a variety of tricks to bypass any OS security measures which might be present in order to perform the desired operations. For example by installing a Windows message hook it's possible to capture messages intended for another process and have them dispatched to your own message handler. Windows then loads the hook handler into the address space of the process which owns the thread which the message was intended for, in effect yanking your code across into the address space of the victim [5]. Even simpler are mechanisms such as using the `HKEY_LOCAL_MACHINE\Software\Microsoft\Windows NT\CurrentVersion\Windows\ApplInit_DLLs` key, which specifies a list of DLLs which are automatically loaded and called whenever an application uses the `USER32` system library (which is automatically used by all GUI applications and many command-line ones). Every DLL specified in this registry key is loaded into the process' address space by `USER32`, which then calls the DLL's `DllMain` function to initialise the DLL (and, by extension, trigger whatever other actions the DLL is designed for).

A more sophisticated attack involves persuading the system to run your code in ring 0 (the most privileged security level usually reserved for the OS kernel) or, alternatively, convincing the OS to allow you to load a selector which provides access to all physical memory (under Windows NT, selectors 8 and 10 provide this capability). Running user code in ring 0 is possible due to the peculiar way in which the NT kernel loads. The kernel is accessed via the `int2Eh` call gate, which initially provides about 200 functions via `NTOSKRNL.EXE` but is then extended to provide more and more functions as successive parts of the OS are loaded. Instead of merely adding new functions to the existing table, each new portion of the OS which is loaded takes a copy of the existing table, adds its own function to it, and then replaces the old one with the new one. To add supplemental functionality at the kernel level, all that's necessary is to do the same thing [6]. Once your code is running at ring 0, an NT system starts looking a lot like a machine running DOS.

Although the problems mentioned so far have concentrated on Windows NT, many Unix systems aren't much better. For example the use of `ptrace` with the `PTRACE_ATTACH` option followed by the use of other `ptrace` capabilities provides similar headaches to those arising from `ReadProcessMemory`. The reason why these issues are more problematic under NT is that users are practically forced to run with system Administrator privileges in order to perform many useful work on the system, since a standard NT system has no equivalent to Unix's `su` functionality and, to complicate things further, frequently assumes that the user always has Administrator privileges (that is, it assumes it's a single-user system with the user being Administrator). While it's possible to provide some measure of protection on a Unix system by running cryptocode as a daemon in its own memory space, the fact that the Administrator can dynamically load NT services (which can use `ReadProcessMemory` to interfere with any other running service) means that even implementing the cryptocode as an NT service provides no escape.

### 1.1. The Root of the Problem

The reason why problems like those described above persist, and why we're unlikely to ever see a really secure consumer OS is because it's not something which most consumers care about. One recent survey of Fortune 1000 security managers showed that although 92% of them were concerned about the security of Java and ActiveX, nearly three quarters allowed them onto their internal networks, and more than half didn't even bother scanning for them [7]. Users are used to programs malfunctioning and computers crashing (every Windows NT user can tell

you what the abbreviation BSOD means even though it's never actually mentioned in the documentation), and see it as normal for software to contain bugs. Since program correctness is difficult and expensive to achieve, and as long as flashiness and features are the major selling point for products, buggy and insecure systems will be the normal state of affairs [8]. Unlike other Major Problems like Y2K (which contain their own built-in deadline), security generally isn't regarded as a pressing issue unless the user has just been successfully attacked or the corporate auditors are about to pay a visit, which means that it's much easier to defer addressing it to some other time [9]. Even in cases where the system designers originally intended to implement a rigorous security system employing a trusted computing base (TCB), the requirement to add features to the system inevitably results in all manner of additions being crammed into the TCB, with the result that it is neither small, nor verified, nor secure.

An NSA study [10] lists a number of features which are regarded as "crucial to information security" but which are absent from all mainstream operating systems. Features such as mandatory access controls which are mentioned in the study correspond to Orange Book B-level security features which can't be bolted onto an existing design but generally need to be designed in from the start, necessitating a complete overhaul of an existing system in order to provide the required functionality. This is often prohibitively resource-intensive, for example the task of reengineering the Multics kernel (which contained a "mere" 54,000 lines of code) to provide a minimised TCB was estimated to cost \$40M (in 1977 dollars) and was never completed [11]. The work involved in performing the same kernel upgrade or redesign from scratch with an operating system containing millions or tens of millions of lines of code would make it beyond prohibitive.

At the moment security and ease of use are at opposite ends of the scale, and most users will opt for ease of use over security. JavaScript, ActiveX, and embedded active content may be a security nightmare, but they do make life a lot easier for most users, leading to comments from security analysts like "You want to write up a report with the latest version of Microsoft Word on your insecure computer or on some piece of junk with a secure computer?" [12], "Which sells more products: really secure software or really easy-to-use software?" [13], and "It's possible to make money from a lousy product [...] Corporate cultures are focused on money, not product" [14]. In many cases users don't even have a choice, if they can't process data from Word, Excel, PowerPoint, and Outlook and view web pages loaded with JavaScript and ActiveX, their business doesn't run, and some companies go so far as to publish explicit instructions telling users how to

disable security measures in order to maximise their web-browsing experience [15]. Going beyond basic OS security, most current security products still don't effectively address the problems posed by hostile code such as trojan horses (which the Orange Book's Bell-LaPadula security model was designed to combat), and the system the coder runs on increase both the power of the code to do harm and the ease of distributing the code to other systems.

This presents rather a gloomy outlook for someone wanting to provide secure crypto services to a user of these systems. In order to solve this problem, we adopt a reversed form of the Mohammed-and-the-mountain approach: Instead of trying to move the insecurity away from the crypto through various operating system security measures, we instead move the crypto away from the insecurity. In other words although the user may be running a system crawling with rogue ActiveX controls, macroviruses, trojan horses, and other security nightmares, none of these can come near the crypto.

## 1.2. Solving the Problem

The FIPS 140 standard provides us with a number of guidelines for the development of cryptographic security modules. NIST originally allowed only hardware implementations of cryptographic algorithms (for example the original NIST DES document allowed for hardware implementation only [16][17]), however this requirement was relaxed somewhat in the mid-1990's to allow software implementations as well [18][19]. FIPS 140 defines four security levels ranging from level 1 (the cryptographic algorithms are implemented correctly) through to level 4 (the module or device has a high degree of tamper-resistance including an active tamper response mechanism which causes it to zeroise itself when tampering is detected). To date only one general-purpose product family has been certified at level 4 [20].

Since FIPS 140 also allows for software implementations, an attempt has been made to provide an equivalent measure of security for the software platform on which the cryptographic module is to run. This is done by requiring the underlying operating system to be evaluated at progressively higher Orange Book levels for each FIPS 140 level, so that security level 2 would require the software module to be implemented on a C2-rated operating system. Unfortunately this provides something of an impedance mismatch between the actual security of hardware and software implementations, since it implies that products such as Fortezza card [21] or Dallas iButton (a relatively high-security device) [22] provide the same level of security as a program running under Windows

NT. It's possible that the OS security levels were set so low out of concern that setting the many higher would make it impossible to implement the higher FIPS 140 levels in software due to a lack of system evaluated at that level.

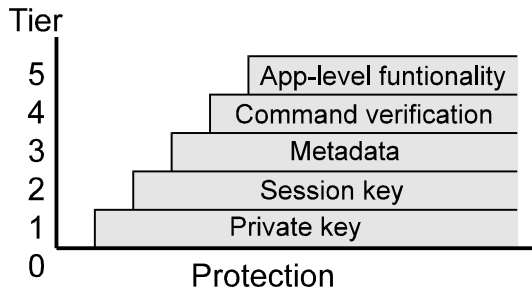
Even with sights set this low, it doesn't appear to be possible to implement secure software-only crypto on a general-purpose PC. Trying to protect crypto variables (or more generically security-relevant data items, SRDI's in FIPS 140-speak) on a system which provides functions like `ReadProcessMemory` seems pointless, even if the system does claim a C2/E2 evaluation. On the other hand trying to source a B2 or more realistically B3 system to provide an adequate level of security for the crypto software is almost impossible (the practicality of employing an OS in this class, whose members include Trusted Xenix, XTS300, and Multos, speaks for itself). A simpler solution would be to implement a crypto coprocessor using a dedicated machine running at system high, and indeed FIPS 140 explicitly recognises this by stating that the OS security requirements only apply in cases where the system is running programs other than the crypto module (to compensate for this, FIPS 140 imposes its own software evaluation requirements which in some cases are even more arduous than the Orange Book ones).

An alternative to a pure-hardware approach might be to try to provide some form of software-only protection which attempts to compensate for the lack of protection present in the OS. Some work has been done in this area involving the obfuscation of the code to be protected, either mechanically [23] or manually [24]. The use of mechanical obfuscation (for example reordering of code and insertion of dummy instructions) is also present in a number of polymorphic viruses, and can be quite effectively countered [25][26]. Manual obfuscation techniques are somewhat more difficult to counter automatically, however computer game vendors have trained several generations of crackers in the art of bypassing the most sophisticated software protection and security features they could come up with [27][28][29], indicating that this type of protection won't provide any relief either, and this doesn't even go into the portability and maintenance nightmare which this type of code presents (it is for these reasons that the obfuscation provisions were removed from a later version of the CDSA specification where they were first proposed [30]).

## 1.3. Coprocessor Design Issues

The main consideration when designing a coprocessor to manage crypto operations is how much functionality we should move from the host into the coprocessor unit.

The baseline, which we'll call tier 0 coprocessor, has all the functionality in the host, which is what we're trying to avoid. The levels above tier 0 provide varying levels of protection for crypto variables and coprocessor operations, as shown in Figure 1.



**Figure 1: Levels of protection offered by crypto hardware**

The minimal level of coprocessor functionality, at tier 1 coprocessor, moves the private key and private-key operations out of the host. This type of functionality is found in smartcards, and is only a small step above having no protection at all, since although the key itself is held in the card, all operations performed by the card are controlled by the host, leaving the card at the mercy of any malicious software on the host's system. In addition to these shortcomings, smartcards are very slow, offer no protection for crypto variables other than the private key, and often can't even protect the private key fully (for example a card with an RSA private key intended for signing can be misused to decrypt a key or messages since RSA signing and decryption are equivalent).

The next level of functionality, tier 2, moves both public/private-key operations and conventional encryption operations along with hybrid mechanisms such as public-key wrapping of content-encryption keys into the coprocessor. This type of functionality is found in devices such as Fortezacards and a number of devices sold as crypto accelerators, and provides rather more protection than that found in smartcards since crypto variables are never exposed on the host. Like smartcards however, all control over the device's operation resides in the host, so that even if a malicious application can't get at the keys directly, it can still apply them in a manner other than the intended one.

The next level of functionality, tier 3, moves all crypto-related processing (for example certificate generation and message signing and encryption) into the coprocessor. The only control the host has over

<sup>1</sup> There is a reason for the use of this somewhat unusual term: because almost every other noun used to denote hierarchy is already in use; "teir" is unusual enough that no one else has got around to using it in their security terminology.

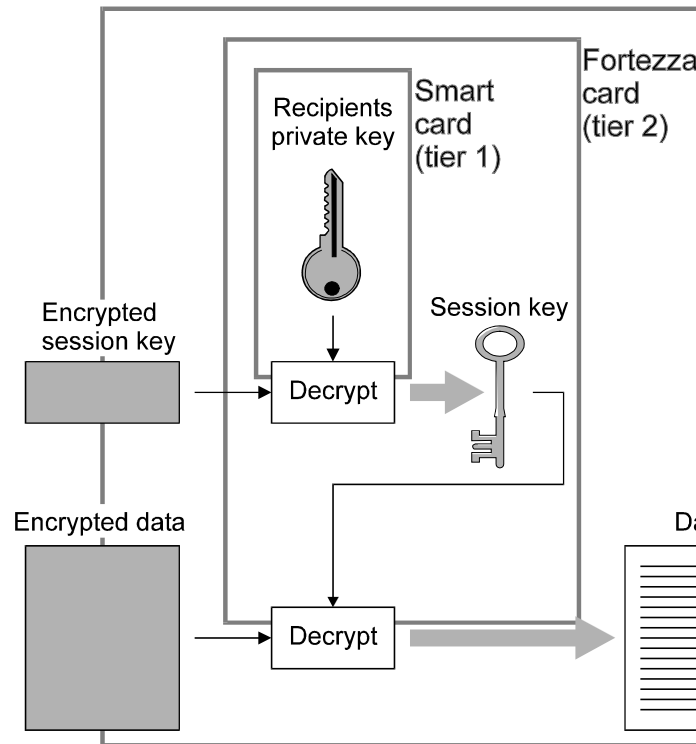
processing is at the level of "sign this message" or "encrypt this message", all other operations (message formatting, the addition of additional information such as the signing time and signer's identity, and so on) is performed by the coprocessor. In contrast if the coprocessor has tier 1 functionality the host's software can format the message anyway it wants, set the date to an arbitrary time (in fact it can never really know the true time since it's coming from the system clock which another process could have altered), and generally do whatever it wants with other message parameters. Even with a tier 2 coprocessor such as a Fortezacard which has a built-in real-time clock (RTC), the host is free to ignore the RTC and give a signed message any time stamp it wants. Similarly, even though protocols like CSP which is used with Fortezacard incorporate complex mechanisms to handle authentication and access control issues [31], the enforcement of these mechanisms is left to the untrusted host's system rather than the card (!). Other potential problems are involved in handling of intermediate results and composite call sequences which shouldn't be interrupted, for example loading a key and then using it in a cryptographic operation [32]. In contrast, with a tier 3 coprocessor which performs all crypto-related processing independent of the host the coprocessor controls the message formatting and the addition of additional information such as a time stamp taken from its own internal clock, moving them out of reach of any software running on the host. The various levels of protection when the coprocessor is used for message decryption are shown in Figure 2.

Going beyond tier 3, a tier 4 coprocessor provides facilities such as command verification which prevent the coprocessor from acting on commands sent from the host's system without the approval of the user. The features of this level of functionality are explained in more detail in this section on extended security functionality.

Can we move the functionality to an even higher level, tier 5, giving the coprocessor even more control over message handling? Although it's possible to do this, it isn't a good idea since at this level the coprocessor will potentially need to run message viewers (to display messages), editors (to create/modify messages), mail software (to send and receive them), and a whole host of other applications, and of course these programs will need to be able to handle MIME attachments, HTML, JavaScript, ActiveX, and so on in order to function as required. In addition the coprocessor will now require its own input mechanism (a keyboard), output mechanism (a monitor), mass storage, and other extras. At this point the coprocessor has evolved into a second computer attached to the original one, and since it's running a range of untrusted and potentially dangerous

codeweneedtothinkaboutmovingthecrypto functionalityintoacoprocessorforsafety.Lather, rinse,repeat.

Thecoprocessorrequiresthreelayers,theprocessor hardware,thefirmwarewhichmanagethehardware (forexampleinitialisation,communicationswiththe host,persistentstorage,andsoon)andthe



Crypto software which handles the crypto functionality. The following sections describe the coprocessor hardware and resource management firmware on which the crypto control software runs.

## 2.1. Coprocessor Hardware

Embedded systems have traditionally been based on the VMEbus, a 32-bit data/32-bit address bus incorporated onto cards in the 3U (10 × 16cm) and 6U (23 × 16cm) Eurocard form factor [ 33]. The VMEbus is CPU-independent and supports all popular microprocessors including Sparc, Alpha, 68K, and x86. An x86-specific bus called PC/104, based on the 104-pin ISA bus, has become popular in recent years due to the ready availability of low-cost components from the PC industry. PC/104 cards are much more compact at 9×9.5cm than VME cards, and unlike a VME passive backplane-based system can provide a complete system on a single card [ 34]. PC/104-Plus, an extension to

**Figure 2: Protection levels for the decrypt operation**

The best level of functionality therefore is to move all crypto and security-related processing into the coprocessor, but to leave everything else on the host.

## 2. The Coprocessor

The traditional way to build a crypto coprocessor has been to create a complete custom implementation, originally with ASIC's and more recently with a mixture of ASIC's and general-purpose CPU's, all controlled by custom software. This approach leads to long design cycles, difficulties in making changes at a later point, high costs (with an accompanying strong incentive to keep all design details proprietary due to the investment involved), and reliance on a single vendor for the product. In contrast an open-source coprocessor by definition doesn't need to be proprietary, so it can use existing COTS hardware and software as part of its design, which greatly reduces the cost (the coprocessor described here is one to two orders of magnitude cheaper than proprietary designs while offering generally equivalent performance and superior functionality), and can be sourced from multiple vendors and easily migrated to newer hardware as the current hardware base becomes obsolete.

PC/104, adds a 120-pin PCI connector alongside the existing ISA one, but is otherwise mostly identical to PC/104 [ 35]

In addition to PC/104 there are a number of functionally identical systems with slightly different form factors, of which the most common is the biscuit PC, a card the same size as a 3½" or occasionally 5¼" drive, with a somewhat less common one being the credit card or SIMM PC roughly the size of a credit card. A biscuit PC provides most of the functionality and I/O connectors of a standard PC motherboard, as the form factor shrinks the I/O connectors do as well so that a SIMM PC typically uses a single enormous edge connector for all its I/O. In addition to these form factors there also exist card PC's (sometimes called slot PC's), which are biscuit PC's built as ISA or (more rarely) PCI-like cards. A typical configuration for a low-end system is a 5x86/133 CPU (roughly equivalent in performance to a 133MHz Pentium), 8-16MB of DRAM, 2-8MB of flash memory emulating a disk drive, and every imaginable kind of I/O (serial ports, parallel ports, floppy disk, IDE hard drive, IR and USB ports, keyboard and mouse, and others). High-end embedded systems built from components designed for laptop use provide about the same level of performance as a current laptop PC, although their price makes them rather impractical for use as crypto hardware. To

compare this with other well-known types of crypto hardware, a typical smart card has a 5MHz 8-bit CPU, a few hundred bytes of RAM, and a few kB of EEPROM, and a Fortezza card has a 10 or 20MHz ARM CPU, 64kB of RAM and 128kB of flash memory/EEPROM.

All of the embedded systems described above represent COTS components available from a larger range of vendors in many different countries, with a corresponding range of performance and price figures. Alongside the x86-based systems there also exist systems based on other CPU's, typically ARM, Dragonball (embedded Motorola 68K), and to a lesser extent PowerPC, however these are available from a limited number of vendors and can be quite expensive. Besides the obvious factor of system performance affecting the overall price, the smaller form factors and use of exotic hardware such as non-generic-PC components can also drive up the price. In general the best price/performance balance is obtained with very generic PC/104 or biscuit PC system.

## 2.2. Coprocessor Firmware

Once the hardware has been selected the next step is to determine what software or firmware to control it. The coprocessor in this case acts as a special-purpose computer system running only the crypto control software, so that what would normally be thought of as the operating system is acting as the system firmware, and the real operating system for the device is the crypto control software. The control software therefore represents an application-specific operating system, with crypto objects such as encryption contexts, certificates, and envelopes replacing the user applications which are managed by conventional OS's. The differences between a conventional system and the crypto coprocessor running on a typical type of firmware-equivalent OS are shown in Figure 3.

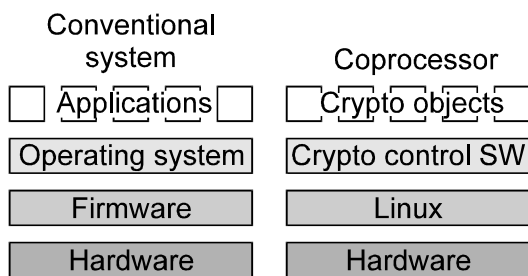


Figure 3: Conventional system vs. coprocessor system layers

Since the hardware is in effect a general-purpose PC, there's no need to use a specialised, expensive embedded or real-time kernel or OS since a general-purpose OS will function just as well. The OS choice is then something simple like one of the free or nearly-

free embeddable forms of MSDOS [36][37][38] or an open source operating system like one of the x86 BSD's or Linux which can be adapted for use in embedded hardware. Although embedded DOS is the simplest to get going and has the smallest resource requirements, it's really only a bootstrap loader for real-mode applications and provides very little access to most of the resources provided by the hardware. For this reason it's not worth considering except on extremely low-end, resource-starved hardware (it's still possible to find PC/104 cards with 386/40's on them, although having to drive them with DOS is probably its own punishment).

A better choice than DOS is a proper operating system which can fully utilise the capabilities of the hardware. The only functionality which is absolutely required of the OS is a memory manager and some form of communication with the outside world. A useful (although not absolutely essential) is the ability to store data such as private keys in some form of persistent storage. Finally, the ability to handle multiple threads may be useful where the device is expected to perform multiple crypto tasks at once. Apart from the multithreading, the OS is just acting as a basic resource manager, which is why DOS could be pressed into use if necessary.

Both FreeBSD and Linux have been stripped down in various ways for use with embedded hardware [39][40]. There's not really a lot to say about the two, both meet the requirements given above, both are open source systems, and both can use a standard full-scale system as the development environment—whichever one is the most convenient can be used. At the moment Linux is a better choice because its popularity means there's better support for devices such as flash memory mass storage (relatively speaking, as the Linux drivers for the most widely-used flash disk are for an old kernel while the FreeBSD ones are mostly undocumented and rather minimal), so the coprocessor described here uses Linux as its resource management firmware. A convenient feature which gives the free Unix an extra advantage over alternatives like embedded DOS is that they'll automatically switch to using the serial port for their consoles if no video drivers and/or hardware are present, which enables them to be used with cheaper embedded hardware which doesn't require additional video circuitry just for the one-off setup process. A particular advantage of Linux is that it'll halt the CPU when nothing is going on (which is most of the time), greatly reducing coprocessor power consumption and heat problems.

## 2.3. Firmware Setup

Setting up the coprocessor firmware involves creating a stripped-down Linux setup capable of running on the coprocessor hardware. These services required of the firmware are:

- Memory management
- Persistent storage services
- Communication with the host
- Process and thread management (optional)

All newer embedded systems support the M-Systems Disk On Chip (DOC) flash disk, which emulates a standard IDE hard drive by identifying itself as a BIOS extension during the system initialisation phase (allowing it to install a DOC filesystem driver to provide BIOS support for the drive) and later switching to an native driver for OS's which don't use the BIOS for hardware access [ 41]. The first step in installing the firmware involves formatting the DOC as a standard hard drive and partitioning it prior to installing Linux. The DOC is configured to contain two partitions, one mounted read-only which contains the firmware and crypto control software, and one mounted read/write with additional safety precautions like `noexec` and `nosuid`, for storage of configuration information and encrypted keys.

The firmware consists of a basic Linux kernel with every unnecessary service and option stripped out. This means removing support for video devices, mass storage (apart from the DOC and floppy drive), multimedia devices, and other unnecessary bagatelles. Apart from the TCP/IP stack needed by the crypto control software to communicate with the host, there are no networking components running (or even present) on the system, and even the TCP/IP stack may be absent if alternative means of communicating with the host (explained in more detail further on) are employed. All configuration tasks are performed through console access via the serial port, and software is installed by connecting a floppy drive and copying across pre-built binaries. This both minimises the size of the code base which needs to be installed on the coprocessor, and eliminates any unnecessary processes and services which might constitute a security risk. Although it would be easier if we provided a means of FTP'ing binaries across, the fact that a user must explicitly connect a floppy drive and mount it in order to change the firmware or control software makes it much harder to accidentally (or maliciously) move problematic code across to the coprocessor, provides a workaround for the fact that FTP or alternative coprocessor communications channels such as a parallel port is tricky without resorting to the use of even more

potential problem software, and makes it easier to comply with the FIPS 140 requirements that (where a non-Orange Book OS is used) it not be possible for extraneous software to be loaded and run on the system. Direct console access is also used for other operations such as setting the onboard real-time clock, which is used to add timestamps to signatures. Finally, all paging is disabled, both because it isn't needed or safe to perform with the limited-write-cycle flash disk, and because it avoids any risk of sensitive data being written to backing store, eliminating a major headache which occurs with all virtual-memory operating systems [ 42].

At this point we have a basic system consisting of the underlying hardware and enough firmware to control it and provide the services we require. Running on top of this will be a daemon which implements the crypto control software which does the actual work.

## 3. Crypto Functionality Implementation

Once the hardware and functionality level of the coprocessor have been established, we need to design an appropriate programming interface for it. An interface which employs complex data structures, pointers to memory locations, callback functions, and others such elements won't work with the coprocessor unless a complex RPC mechanism is employed. Once we get to this level of complexity we run into problems both with lowered performance due to data marshalling and copying requirements and potential security problems arising from inevitable implementation bugs.

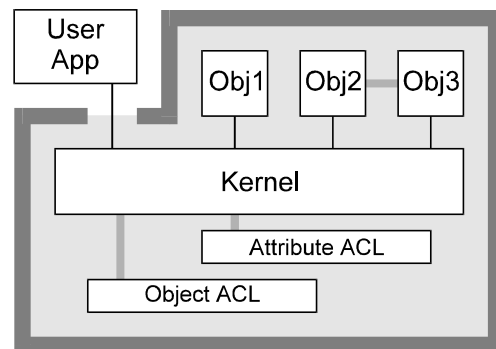


Figure 4: cryptlib architecture

A better type of interface is the one used in the cryptlib security architecture [ 43] which is depicted in Figure 4. cryptlib implements an object-based design which assigns unique handles to crypto-related objects but hides all further object details inside the architecture. Objects are controlled through message sent to them under the control of a central security kernel, an interface which is ideally suited for use in a coprocessor since only the object handle (a small integer value) and





ethernet links, so the two can be interchanged with a minimum of coding effort.

To the user, the most transparent coprocessor would consist of some form of card PC which plugs directly into the system's backplane. Currently virtually all card PCs have ISA bus interfaces (the few which support PCI use a PCI/ISA hybrid which won't fit a standard PCI slot [45]) which unfortunately doesn't provide much flexibility in terms of communications capabilities since the only viable means of moving data to and from the coprocessor is via DMA, which requires a custom kernel-mode driver on both sides. The alternative, using the parallel port, is much simpler since most operating systems already support EPP and/or ECP data transfers, but comes at the expense of a reduced data transfer rate and the loss of use of the parallel port on the host. Currently the use of either of these options is rendered moot since the ISA card PC's assume they have full control over a passive-backplane-bus system, which means they can't be plugged into a standard PC which contains its own CPU which is also assuming that it solely controls the bus. It's possible that in the future card PC's which function as PCI bus devices will appear, but until they do it's not possible to implement the coprocessor as a plug-in card without using a custom extend card containing an ISA or PCI connector for the host side, a PCI 104 connector for a PCI 104-based CPU card, and buffer circuitry in between to isolate the two buses. This destroys the COTS nature of the hardware, limiting availability and raising costs.

The final communications option uses more exotic I/O capabilities such as USB which are present on newer embedded systems, these are much like ethernet but have the disadvantage that they are recurrently rather poorly supported by most operating systems.

Since we're using Linux as the resource manager for the coprocessor hardware, we can use a multithreaded implementation of the coprocessor software to handle multiple simultaneous requests from the host. After initialising the various cryptlib subsystems, the control software creates a pool of threads which wait on a mutex for commands from the host. When a command arrives, one of the threads is woken up, processes the command, and returns the result to the host. In this manner the coprocessor can have multiple requests outstanding at once, and a process running on the host won't block whenever another process has an outstanding request present on the coprocessor.

### 3.2. Open vs Closed-source Coprocessors

There are a number of vendors who sell various forms of tier 2 coprocessor, all of which run proprietary control software and generally go to some length to ensure that no outsiders can ever examine it. The usual

way in which vendors of proprietary implementations try to build the same user confidence in their products as would be provided by having the source code and design information available for public scrutiny is to have it evaluated by independent labs and testing facilities, typically to the FIPS 140 standard when the product constitutes crypto hardware (the security implications of open source vs proprietary implementations have been covered exhaustively in various fora and won't be repeated here). Unfortunately this process leads to prohibitively expensive products (thousands to tens of thousands of dollars per unit) and still requires users to trust the vendor not to insert a backdoor, or accidentally void the security via a later code update or enhancement added after the evaluation is complete (strictly speaking such post-evaluation changes would void the evaluation, but vendors sometimes forget to mention this in their marketing literature). There have been numerous allegations of the former occurring [46][47][48], and occasional reports of the latter.

In contrast, an open source implementation of the crypto control software can be seen to be secure by the end user with no degree of blind trust required. The user can (if they feel so inclined) obtain the raw coprocessor hardware from the vendor of their choice in the country of their choice, compile the firmware and control software from the openly-available source code, and install it knowing that no supplemental functionality known only to a few insiders exists. For this reason the entire suite of coprocessor control software is available in source code form for anyone to examine, build, and install as they see fit.

A second, far less theoretical advantage of an open source coprocessor is that until the crypto control code is loaded into it, it isn't a controlled cryptographic item as crypto source code and software aren't controlled in most of the world. This means that it's possible to ship the hardware and software separately to almost any destination (or source it locally) without any restrictions and then combine the two to create a controlled item once they arrive at their destination (like a two-component glue, things don't get sticky until you mix the parts).

### 4. Extended Security Functionality

The basic coprocessor design presented so far serves to move all security-related processing and crypto variables out of each of hostile software, but by taking advantage of the capabilities of the hardware and firmware used to implement it, it's possible to do much more. One of the features of the cryptlib architecture is that all operations are controlled and monitored by a central security kernel which enforces a single,

consistent security policy across the entire architecture. By tying the control of some of these operation to features of the coprocessor, it's possible to obtain an extended level of control over its operation as well as avoiding some of the problems which have traditionally plagued this type of security device.

#### 4.1. Controlling Coprocessor Actions

The most important type of extra functionality which can be added to the coprocessor is extended fail-safe control over any actions it performs. This means that instead of blindly performing any action requested by the host (purportedly on behalf of the user), it first seeks confirmation from the user that they have indeed requested that the action be taken. The most obvious application of this mechanism is for signing documents where the owner has to indicate their consent through a trusted I/O path rather than allowing a rogue application to request arbitrary numbers of signatures on arbitrary documents. This contrasts with other tier 1 and 2 processors which are typically enabled through user entry of a PIN or password, after which they are at the mercy of any commands coming from the host. Apart from these security concerns, the ability to individually control signing actions and require conscious consent from the user means that the coprocessor provides a mechanism required by a number of new digital signature laws which recognise the dangers inherent in systems which provide an automated (that is, with little control from the user) signing capability.

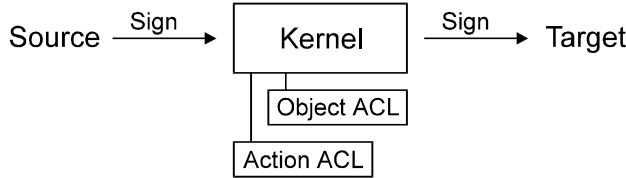


Figure 6: Normal message processing

The means of providing this service is to hook into the cryptlib kernel's sign action and decryption processing mechanisms. In normal processing the kernel receives the incoming message, applies various security-policy-related checks to it (for example it checks to ensure that the object's ACL allows this type of access), and then forwards the message to the intended target, as shown in Figure 6. In order to obtain additional confirmation that the action is to be taken, the coprocessor can indicate the requested action to the user and request additional confirmation before passing the message on. If the user chooses to deny the request or doesn't respond within a certain time, the request is blocked by the kernel in the same manner as if the object's ACL didn't allow it, as shown in Figure 7. This mechanism is similar to the command confirmation

mechanism in the VAXA1 security kernel, which takes a command from the untrusted VMS or Ultrix-32 OS's running on top of it, requests that the user press the (non-overrideable) secure attention key to communicate directly with the kernel and confirm the operation ("Something claiming to be you has requested X. Is this OK?"), and then returns the user back to the OS after performing the operation [49].

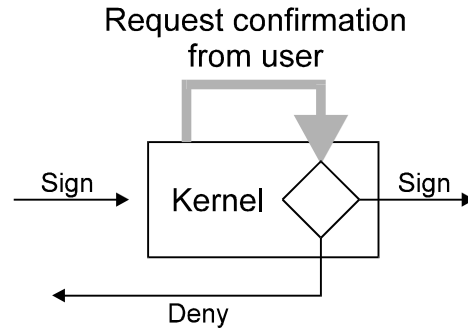


Figure 7: Processing with user confirmation

The simplest form of user interface involves two LEDs and two pushbutton switches connected to a suitable port on the coprocessor (for example the parallel port or serial port status lines). An LED is activated to indicate that confirmation of a signing or decryption action is required by the coprocessor. If the user pushes the confirmation button, the request is allowed through, if they push the cancel button or don't respond within a certain time, the request is denied.

#### 4.2. Trusted I/O Path

The basic user confirmation mechanism presented above can be generalised by taking advantage of the potential for a trusted I/O path which is provided by the coprocessor. The main use for a trusted I/O path is to allow for secure entry of a password or PIN used to enable access to keys stored in the coprocessor. Unlike typical tier 1 devices which assume the entire device is secure and use a short PIN in combination with a retry counter to protect crypto variables, the coprocessor makes no assumptions about its security and instead relies on a user-supplied password to encrypt all crypto variables held in persistent storage (the only time keys exist in plaintext form is when they're decrypted to volatile memory prior to use). Because of this, a simple numeric keypad used to enter a PIN isn't sufficient (unless the user enjoys memorising long strings of digits for use as passwords). Instead, the coprocessor can optionally make use of devices such as PalmPilots for password entry, perhaps in combination with novel password entry techniques such as graphical passwords [50]. Noted though that, unlike a tier 0 crypto implementation, obtaining the user password via a keyboard sniffer on the host doesn't give access to

private keys since they're held on the coprocessor and can never leave it, so that even if the password is compromised by software on the host, it won't provide access to the keys.

In a slightly more extreme form, the ability to access the coprocessor via multiple I/O channels allows us to enforce strict red/black separation, with plaintext being accessed through one I/O channel, ciphertext through another, and keys through a third. Although cryptlib doesn't normally load plaintext keys (they're regenerated and managed internally and can never pass outside the security perimeter), when the ability to load external keys is required FIPS 140 mandates that they be loaded via a separate channel rather than over the one used for general data, which can be provided for by loading them over a separate channel such as a serial port (a number of commercial crypto coprocessors come with a serial port for this reason).

### 4.3. Physically Isolated Crypto

It has been said that the only truly tamperproof computer hardware is Voyager 2, since it has a considerable air gap (strictly speaking an on-air gap) which makes access to the hardware somewhat challenging (space aliens notwithstanding). We can take advantage of air-gap security in combination with cryptlib's remote-execution capability by siting the hardware performing the crypto in a safe location well away from any possible tampering. For example by running the crypto on a server in a physically secure location and tunneling data and control information to it via its built-in SSH or SSL capabilities, we obtain the benefits of physical security for the crypto without the awkwardness of having to use it from a secure location or the expense of having to use a physically secure crypto module (the implications of remote execution of crypto from a country like China with keys and crypto held in Europe or the US are left as an exercise for the reader).

Physical isolation at the macroscopic level is also possible due to the fact that cryptlib employs a separation kernel for its security [51][52], which allows different object types (and, at the most extreme level, individual objects) to be implemented in physically separate hardware. For those requiring an extreme level of isolation and security, it should be possible to implement the different object types in their own hardware, for example key set objects (which don't require any real security since certificates contain their own tamper protection) could be implemented on the host PC, the kernel (which requires a minimum of resources) could be implemented on a cheap ARM-based plug-in card, envelope objects (which can require a fair bit of memory but very little processing power)

could be implemented on a 486 card with a good quantity of memory, and encryption contexts (which can require a fair amount of CPU power but little else) could be implemented using a faster Pentium-class CPU. In practice though it's unlikely that anyone would consider this level of isolation worth the expense and effort.

## 5. Crypto Hardware Acceleration

So far the discussion of the coprocessor has focused on the security and functionality enhancements it provides, avoiding any mention of performance concerns. The reason for this is that for the majority of users the performance is good enough, meaning that for typical applications such as email encryption, web browsing with SSL, and remote access via SSH, the presence of the coprocessor is barely noticeable since the limiting factors on performance are set by network bandwidth, disk access times, modem speed, bloatware running on the host system, and so on. Although never intended for use as a special-purpose crypto accelerator of the type capable of performing hundreds of RSA operations per second on behalf of a heavily-loaded web server, it is possible to add extra functionality to the coprocessor through its built-in PC104 bus to extend its performance. By adding a PC104 daughter board to the device, it's possible to enhance its functionality or add new functionality in a variety of ways, as explained below (although the prices quoted for devices will change over time, the price ratio should remain relatively constant).

### 5.1. Conventional Encryption/Hashing

Implementing an algorithm like DES which was originally targeted at hardware implementation, in a field-programmable gate array (FPGA) is relatively straightforward, and hash algorithms like MD5 and SHA-1 can also be implemented fairly easily in hardware by implementing a single round of the algorithm and cycling the data through it the appropriate number of times. Using a low-cost FPGA, it should be possible to build a daughter board which performs DES and MD5/SHA-1 acceleration for around \$50. Unfortunately, a number of hardware and software issues conspire to make this non-viable economically. The main problem is that although DES is fast to implement in hardware than in software, most newer algorithms are much more efficient in software (ones with large, key-dependent S-boxes are particularly difficult to implement in FPGA's because they require huge numbers of logic cells, requiring very expensive high-density FPGA's). A related problem is the fact that in many cases the CPU on the coprocessor is already capable of saturating the I/O channel (ethernet/ECP/EPP/PC104) using pure software

implementation, so there's nothing to be gained by adding expensive external hardware (all of the software-optimized algorithms run at several MB/s whereas the I/O channel is only capable of handling around 1 MB/s). The imbalance becomes even worse when any CPU faster than the entry-level 5x86/133 configuration is used, since at this point any common algorithm (even the rather slow triple DES) can be executed more quickly in software than the I/O channel can handle. Because of this it doesn't seem profitable to try to augment software-based conventional encryption or hashing capabilities with extra hardware.

## 5.2. Public-key Encryption

Public-key algorithms are less amenable to implementation in general-purpose CPU's than conventional encryption and hashing algorithms, so there's more scope for hardware acceleration in this area. We have two options for accelerating public-key operations, either using an ASIC from a vendor or implementing our own version with an FPGA. Bignum ASIC's are somewhat thin on the grounds since the vendors who produce them usually use them in their own crypto products and don't make them available for sale to the public, however there is one company who specialise in ASIC's rather than crypto products who can supply a bignum ASIC (it's also possible to license bignum cores and implement the device yourself, this option is covered peripherally in the next section). Using this device, the PCC201 [53], it's possible to build a bignum acceleration daughterboard for around \$100.

Unfortunately, the device has a number of limitations. Although impressive when it was first introduced, the maximum key size of 1024 bits and maximum throughput of 21 operations/s for 1024-bit keys and 74 operations/s for 512-bit keys compares rather poorly with software implementations on newer Pentium-class CPU's, which can achieve the same performance with a CPU speed of around 200 MHz. This means that although one of these devices would serve to accelerate performance on a coprocessor based on the entry-level 5x86/133 hardware, a better way to utilise the extra expense of the daughterboard would be to buy the next level up in coprocessor hardware, giving somewhat better bignum performance and accelerating all other operations as well as a free side-effect (the entry level for Pentium-class cards is one containing a 266 MHz Cyrix MediaGX, although it may be possible to put together an even cheaper one using a bare card and populating it with an AMD K6/266, currently selling for around \$30). A second disadvantage of the PCC201 is that it's made available under peculiar export control terms which can make it cumbersome (or even

impossible) to obtain for anyone who isn't a large company.

An alternative to using an ASIC is to implement our own bignum accelerator with an FPGA, with the advantage that we can make it as fast as required (within the limits of the available hardware). Again, there is the problem that much of the published work in the area of bignum accelerator designs is by crypto hardware vendors who don't make the details available, however there is one reasonably fast implementation which achieves 83 operations/s for 1024-bit keys and 340 operations/s for 512-bit keys using a total of 6,700 FPGA basic cells (configurable logic blocks or CLB's) [54]. The use of such a large number of CLB's requires the use of very high-density FPGA's, of which the most widely-used representative is the Xilinx XC4000 family [55]. The cheapest available FPGA capable of implementing this design, the XC40200, comes with a pre-printed mortgage application form and a \$2000-\$2500 price tag (depending on speed grade and quantity), providing a clue as to why the design has to date only been implemented on a simulator. Again, it's possible to buy a awful lot of CPU power for the same amount of money (an equivalent level of performance to the FPGA design is obtainable using about \$200 worth of AMD Athlon CPU [56]).

This illustrates a problem faced by all hardware crypto accelerator vendors, which may be stated as a derivation of Moore's law: Intel can make it faster cheaper than you can. In other words, putting a lot of effort into designing an ASIC for a crypto accelerator is a risky investment because, aside from the usual flexibility problems caused by the use of an ASIC, it'll be rendered obsolete by general-purpose CPU's within a few years. This problem is demonstrated by several products currently sold as crypto hardware accelerators which in fact act as crypto handbrakes since, when plugged in or enabled, performance slows down.

For pure acceleration purposes, the optimal price/performance tradeoff appears to be to populate a daughterboard with a collection of cheap CPU's attached to a small amount of memory and just enough glue logic to support the CPU (this approach is used by nCipher, whose each cluster of ARM CPU's in their SSL accelerators [57]). The mode of operation of this CPU farm would be for the crypto coprocessor to halt the CPU's, load the control firmware (a basic protected-mode kernel and appropriate code to implement the required bignum operation(s)) into the memory, and restart the CPU running as a special-purpose bignum engine. For x86 CPU's, there are a number of very minimal open-source protected-mode kernels which were originally designed as DOS extenders for games programming available, these ignore virtual memory,

page protection, and other issues and run the CPU as if it were very fast a 32-bit real-mode 8086. By using a processor like a K6-23D/333 (currently selling for around \$35) which contains 32+32K of on-board cache, the control code can be loaded initially from slow, cheap external memory but will execute from cache at the full CPU speed from then on. Each of these dedicated big num units should be capable of ~200512-bit RSA operations per second at a cost of around \$100 each.

Unfortunately the use of commodity x86 CPU's of this kind has several disadvantages. The first is that they are designed for use in systems with a certain fixed configuration (for example SDRAM, PCI and AGP buses, a 64-bit bus interface, and other high-performance options) which means that using them with a single cheap 8-bit memory chip requires a fair amount of glue logic to fake out the control signals from the external circuitry which is expected to be present. The second problem is that these CPU's consume significant amounts of power and dissipate a large amount of heat, with current drains of 10-15A and dissipations of 20-40W being common for the range of low-end processors which might be used as cheap accelerator engines. Adding more CPU's to improve performance only serves to exacerbate this problem, since the power supplies and enclosures designed for embedded controllers are completely overwhelmed by the requirements of a cluster of these CPU's. Although the low-cost processing power offered by general-purpose CPU's appears to make them ideal for this situation, the practical problems they present rule them out as a solution.

A final alternative is offered by digital signal processors (DSP's), which require virtually no external circuitry since most newer ones contain enough on-board memory to hold all data and control code, and don't expect to find sophisticated external control logic present. The fact that DSP's are optimised for embedded signal-processing tasks makes them ideal for use as big num accelerators, since a typical configuration contains two 32-bit single-cycle multiply-accumulate (MAC) units which provide in one instruction the most common basic operation used in big num calculations. The best DSP choice appears to be the ADSP-21160, which consumes only 2 watts and contains built-in multi-processor support allowing up to 6 DSP's to be combined into one cluster [58]. The aggregate 3,600 MFLOPS processing power provided by one of these clusters should prove sufficient (in its integer equivalent) to accelerate big num calculations. The feasibility of using DSP's as low-cost accelerators is currently under consideration and may be the subject of a future paper.

### 5.3. Other Functionality

In addition to pure acceleration purposes, it's possible to use a PC104 add-on card to handle a number of other functions. The most important of these is a hardware random number generator (RNG), since the effectiveness of the standard entropy-polling RNG using by cryptlib [59] is somewhat impaired by its use in an embedded environment. A typical RNG would take advantage of several physical randomness sources (typically thermal noise in semiconductor junctions) fed into a Schmitt trigger with the output mixed into the standard cryptlib RNG. The use of multiple independent sources ensures that even if one fails the others will still provide entropy, and feeding the RNG output into the cryptlib PRNG ensures that any possible bias is removed from the RNG output bits.

A second function which can be performed by the add-on card is to act as a more general I/O channel than the basic LED-and-push-button interface described earlier, providing the user with more information (perhaps via an LCD display) on what it is they're authorising.

### 6. Conclusion

This paper has presented a design for an inexpensive, general-purpose crypto coprocessor capable of keeping crypto keys and crypto processing operations safe even in the presence of malicious software on the host which it is controlled from. Extended security functionality is provided by taking advantage of the presence of trusted I/O channels to the coprocessor. Although sufficient for most purposes, the coprocessor's processing power may be augmented through the addition of additional modules based on DSP's which should bring the performance in line with considerably more expensive commercial equivalents. Finally, the open-source nature of the design and use of COTS components mean that anyone can easily reassure themselves of the security of the implementation and can obtain a coprocessor in any required location by refraining from combining the hardware and software components until they're at their final destination.

### Acknowledgements

The author would like to thank Paul Karger, Sean Smith, Brian Oblivion, Jon Tidswell, Steve Weingart, Chris Zimman, and the referees for their feedback and comments on this paper.

### References

- [1] "Inside Windows NT", Helen Custer, Microsoft Press, 1993.

- [2] "Playing Hide and Seek with Stored Keys", Nickovan Someren and Adi Shamir, 22 September 1998, presented at Financial Cryptography 1999.
- [3] Eric Heimburg, "Monitoring System Events by Subclassing the Shell", *Windows Developers Journal*, Vol.9, No.2 (February 1998), p.35.
- [4] "Windows NT System-Call Hooking", Mark Russinovich and Bryce Cogswell, *Dr. Dobbs Journal*, January 1997, p.42.
- [5] "In Memory Patching", Stone/UCF&F4CG, 1998
- [6] "A\*REAL\*NT Rootkit, Patching the NTKernel", Greg Hognlund, *Phrack*, Vol.9, Issue55.
- [7] "Securing Java and ActiveX", Ted Julian, Forrester Report, *Network Strategies*, Vol.12, No.7 (June 1998).
- [8] "Death, Taxes, and Imperfect Software: Surviving the Inevitable", Crispin Cowan and Castor Fu, *Proceedings of the ACM New Security Paradigms Workshop '98*, September 1998.
- [9] "User Friendly, 6 March 1998", Iliad, 6 March 1998, <http://www.userfriendly.org/cartoons/archives/98mar/19980306.html>.
- [10] "The Inevitability of Failure: The Flawed Assumption of Security in Modern Computing Environments", Peter Loscocco, Stephen Smalley, Patrick Muckelbauer, Ruth Taylor, S. Jeff Turner, and John Farrell, *Proceedings of the 21<sup>st</sup> National Information Systems Security Conference*, October 1998.
- [11] "The Importance of High Assurance Computers for Command, Control, Communications, and Intelligence Systems", W. Shockley, R. Schell, and M. Thompson, *Proceedings of the 4<sup>th</sup> Aerospace Computer Security Applications Conference*, December 1988, p.331.
- [12] Jeff Schiller, quoted in *Communications of the ACM*, Vol.42, No.9 (September 1999), p.10.
- [13] "Software Security in an Internet World: An Executive Summary", Timothy Shimeall and John McDermott, *IEEE Software*, Vol.16, No.4 (July/August 1999), p.58.
- [14] "Formal Methods and Testing: Why the State-of-the-Art is Not the State-of-the-Practice", David Rosenblum, *ACM SIGSOFT Software Engineering Notes*, Vol.21, No.4 (July 1996), p.64.
- [15] "How to by pass those pesky firewalls", Mark Jackson, in *Risks Digest*, Vol.20, No.1, 1 October 1998.
- [16] "FIPSPUB46, Data Encryption Standard", National Institute of Standards and Technology, 22 January 1988.
- [17] "Federal Standard 1027, Telecommunications' General Security Requirements for Equipment Using the Data Encryption Standard", National Bureau of Standards, 14 April 1982.
- [18] "FIPSPUB46-2, Data Encryption Standard", National Institute of Standards and Technology, 30 December 1993.
- [19] "Security Requirements for Cryptographic Modules", National Institute of Standards and Technology, 11 January 1994.
- [20] "Building a High-Performance Programmable, Secure Coprocessor", Sean Smith and Steve Weingart, *Computer Networks and ISDN Systems*, Issue31 (April 1999), p.831.
- [21] "Fortezza Program Overview, Version 4.0a", National Security Agency, February 1996.
- [22] "iButton HomePage", <http://www.ibutton.com>.
- [23] "A Tentative Approach to Constructing Tamper-Resistant Software", Masahiro Mambo, Takanori Murayama, and Eiji Okamoto, *Proceedings of the ACM New Security Paradigms Workshop '97*, September 1997.
- [24] "Common Data Security Architecture", Intel Corporation, 2 May 1996.
- [25] "The Giant Black Book of Computer Viruses (2<sup>nd</sup> ed)", Mark Ludwig, American Eagle Publications, 1998.
- [26] "Understanding and Managing Polymorphic Viruses", Symantec Corporation, 1996.
- [27] "Fravia's Page of Reverse Engineering", <http://www.fravia.org>.
- [28] "Phrozen Crew Official Site", <http://www.phrozencrew.com/index2.htm>.
- [29] "Stone's Webnote", <http://www.users.one.se/~stone/>.
- [30] "Common Security: CDSA and CSSM, Version 2", CAE specification, The Open Group, November 1999.
- [31] "Common Security Protocol (CSP)", ACP 120, 8 July 1998.
- [32] "Cryptographic API's", Dieter Gollman, *Cryptography: Policy and Algorithms*, Springer-Verlag Lecture Notes in Computer Science No. 1029, July 1995, p.290.
- [33] "The VMEbus Handbook", VMEbus International Trade Association, 1989.
- [34] "PC/104 Specification, Version 2.3", PC/104 Consortium, June 1996.
- [35] "PC/104-Plus Specification, Version 1.1", PC/104 Consortium, June 1997.
- [36] "EZDOS Web Site", <http://members.aol.com/RedHtLinux/>.
- [37] "The FreeDOS Project", <http://www.freedos.org>.
- [38] "OpenDOS Unofficial Home Page", <http://www.deltasoft.com/opendos.htm>.
- [39] "PicoBSD, the Small BSD", <http://www.freebsd.org/~picobsd/picobsd.html>.
- [40] "Embedded Linux", <http://www.linuxembedded.com/>.
- [41] "Disk On Chip 2000: MD2200, MD2201 Data Sheet, Rev. 2.3", M-Systems Inc, May 1999.
- [42] "Secure Deletion of Data from Magnetic and Solid-State Memory", Peter Gutmann, *Proceedings of the 6<sup>th</sup> Usenix Security Symposium*, July 1996.
- [43] "The Design of a Cryptographic Security Architecture", Peter Gutmann, *Proceedings of the 8<sup>th</sup> Usenix Security Symposium*, August 1999.
- [44] "IEEE Std. 1284-1994: Standard Signaling Method for a Bi-Directional Parallel Peripheral Interface for Personal Computers", IEEE, March 1994.
- [45] "PCI-ISA Passive Backplane: PICMG 1.0R2.0", PCI Industrial Computer Manufacturers Group, 10 October 1994.

- [46] “Wer ist der befugte Vierte? Geheimdienste unterwandernden Schutz von Verschlüsselungsgeräten”, *Der Spiegel* ,No.36,1996,p.206.
- [47] “Verschlüsselt: Der Fall Hans Buehler”, Res Strehle, Werd Verlag,Zurich,1994.
- [48] “NoSuchAgency,Part4:RiggingtheGame”,Scott ShaneandTomBowman, *TheBaltimoreSun* ,4 December1995,p.9.
- [49] “ARetrospectiveontheVAXVMMSecurityKernel”, Paul Karger,MaryEllen Zurko,Douglas Bonin,Andrew Mason,andCliffordKahn, *IEEETransactionson SoftwareEngineering* , **Vol.17, No.11**(November1991), p1147.
- [50] “TheDesignandAnalysisofGraphicalPasswords”,Ian Jermyn,AlainMayer, Fabian Monrose,Michael Reiter, and Aviel Rubin, *Proceedingsofthe8<sup>th</sup> UsenixSecurity Symposium*,August1999.
- [51] “DesignandVerificationofSecureSystems”,John Rushby, *ACMOperatingSystemsReview* , **Vol.15, No.5** (December1981),p12.
- [52] “Proofof Separability—averificationtechniquefora classofsecuritykernels”,John Rushby, *Proceedingsof the5<sup>th</sup>InternationalSymposiumonProgramming* , Springer-VerlagLectureNotesinComputerScience No.137(April1982),p.352.
- [53] “PijnenburgProductSpecification:LargeNumber ModularArithmeticCoprocesor,Version1.04”, PijnenburgCustomChips B.V.,12March1998.
- [54] “ModularExponentiationon ReconfigurableHardware”, ThomasBlum,MScthesi,s,WorcesterPolytechnic Institute,8April1999.
- [55] “XC4000XLA/XVFieldProgrammableGateArrays, v1.3”, Xilinx,Inc,18October1999.
- [56] “Apachee-CommerceSolutions”,MarkCoxandGeoff Thorpe, ApacheCon2000,March2000.
- [57] nCipher, <http://www.ncipher.com>.
- [58] “ADSP-21160SHARCDSPHardware Reference”, AnalogDevicesInc,November1999.
- [59] “SoftwareGenerationofPracticallyStrong RandomNumbers”,PeterGutmann, *Proceedings ofthe7<sup>th</sup> UsenixSecuritySymposium* ,January 1998.