

An Introduction to Software Radio

(and a bit about GNU Radio & the USRP)

Eric Blossom eb@comsec.com

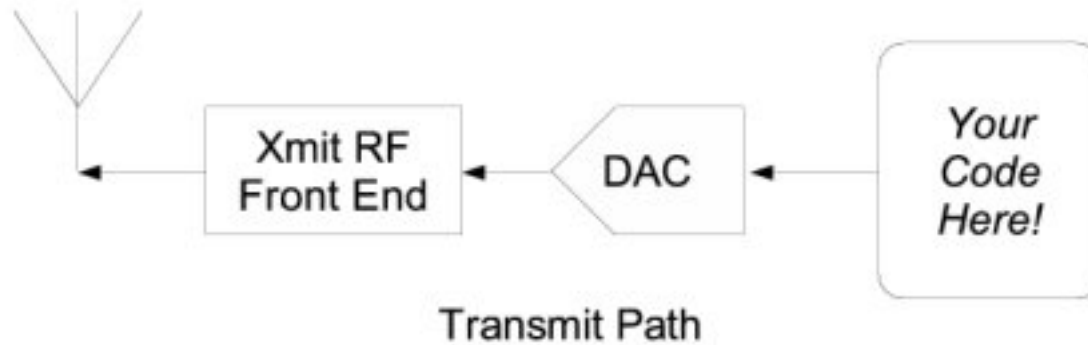
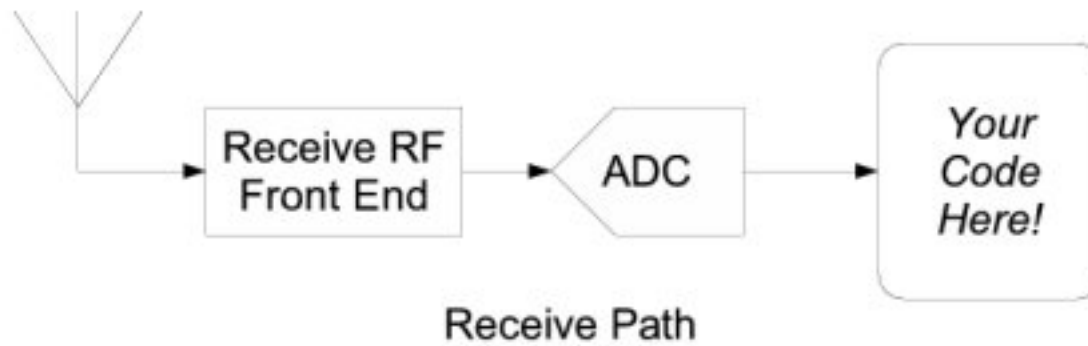
www.gnu.org/software/gnuradio
comsec.com/wiki

USENIX / Boston / June 3, 2006

What's Software Radio?

- It's a technique for building wireless communication systems.
- Get the software as close to the antenna as you can.
- No modulation specific h/w
- Software defines the signals transmitted, sample by sample.
- Software demodulates/decodes the samples received.

S/W Radio Block Diagram



Pros...

- Extreme flexibility
- On the fly reconfiguration
- Can do multiple (different) things simultaneously
- Much quicker development cycle
- In-field upgrades are possible
- No soldering irons required...
 It's a simple matter of programming!

Cons...

- Relatively high power consumption relative to fixed function ASICs.
- Higher cost if flexibility not important
- High symbol rate systems require FPGA or ASIC to support data rates
- A/D performance is limiting factor

Why now?

- Low cost of compute cycles & memory
 - General Purpose Processor (GPP)
 - Digital Signal Processor (DSP)
 - Field Programmable Gate Array (FPGA)
- A/D's and D/A's are now “good enough”

Where is it used today?

- Military
- Research: Academic & Industry
- Cellular basestations
- SIGINT

Expected uses

- Public Safety interoperability
- Handsets (enabled by new DSPs)
- New personal communicators
- New kinds of networks

Wireless networking

- Life beyond WLAN and broadcast
- Software radio provides flexibility
- All parts of the stack are hackable
- Take advantage of multicast nature of the medium
- Lots of research opportunities

Still need some h/w

- Getting from RF to samples
- Getting from samples to RF

RF / IF / samples

- Usually two steps:
 - RF to IF (downconversion)
 - Sample at IF
- Either direct conversion or superheterodyne
- Can sample at baseband or passband
 - Nyquist: need $> 2 * \text{bandwidth of interest}$

A/D performance

- Sample rate
 - kHz to GHz
- Resolution
 - 8 to 24 bits
- Spurious free dynamic range (SFDR)
 - maxes out at about 110 dB SFDR

Analog vs Digital Processing

- Analog:
 - Tremendous dynamic range
 - Non-ideal behavior
 - Variation from part to part
 - Variation over temp & time
- Digital:
 - Perfectly reproducible behavior
 - Complex operations are easy

Cognitive Radio

- S/W Radio + “AI”
- Observe the environment (RF, regulatory...)
- Evolve operating configuration
 - E.g., frequency, modulation, channel coding...
- Optimize what?

S/W Radio Tools & Frameworks

- C / C++
- MATLAB / SIMULINK
- Software Communications Architecture (SCA)
 - Used in Joint Tactical Radio System (JTRS)
 - CORBA is the answer, what was the question?
- GNU Radio (Python and C++)

Regulatory issues

- FCC: politicians, lawyers, economists, engineers
 - s/w radio is an enabling technology
 - Helps with “spectrum scarcity”
 - How to control / regulate?
- Some argue justification for FCC is gone
 - What is “interference”?
- Property vs Commons
 - What if each cow brought its own grass?

And on to GNU Radio...

What's GNU Radio?

- **Free software** toolkit for:
 - **Building** and **deploying software radios**
 - **Learning** about DSP and **communication systems**
 - **Creating new** kinds of **radios**, modulations, protocols, development environments...
- Licensed under **GPL**
- A **community** effort

GNU Radio Architecture / Impl

- **Data flow** abstraction
 - Signal processing blocks and connections between them
- Event based overlay
 - **Message Queues** and **Messages**
- Hybrid **C++ / Python** system
- Typically run on general purpose processor
- “Hello World” example

Hello World

```
#!/usr/bin/env python

from gnuradio import gr
from gnuradio import audio

class my_graph(gr.flow_graph):

    def __init__(self):
        gr.flow_graph.__init__(self)

        sample_rate = 48000
        ampl = 0.1

        src0 = gr.sig_source_f(sample_rate, gr.GR_SIN_WAVE, 350, ampl)
        src1 = gr.sig_source_f(sample_rate, gr.GR_SIN_WAVE, 440, ampl)
        dst = audio.sink(sample_rate)
        self.connect(src0, (dst, 0))
        self.connect(src1, (dst, 1))

if __name__ == '__main__':
    try:
        my_graph().run()
    except KeyboardInterrupt:
        pass
```

Signal Processing Blocks

- **Input streams** and **output streams**
- I/O signature
 - **Type** of each stream is **specified**
 - Blocks specifies constraints on # of streams
- Relative i/o rates
 - **Fixed** 1:1, Fixed interp 1:N, Fixed decim N:1
 - **Variable**

Who's using GNU Radio?

- Academic researchers
- Industry / DARPA researchers
- Various government research groups
- Hackers
- Hams
- Radio Astronomers
- Scanning Probe Microscopists

Applications

- Transceivers
- Research in wireless networking
- Ad-hoc networks
- MIMO
- STAP / Adaptive beam forming
- Cognitive Radio
- Passive Radar (PCL)
- Geolocation
- SIGINT
- Conventional Amateur stuff
- Radio Astronomy

Cognitive Radio

- Many efforts using GNU Radio
 - DARPA ACERT (BBN)
 - Virginia Tech
 - CMU
 - Rutgers WINLAB
- Often in combination with Click Modular Router

Waveforms

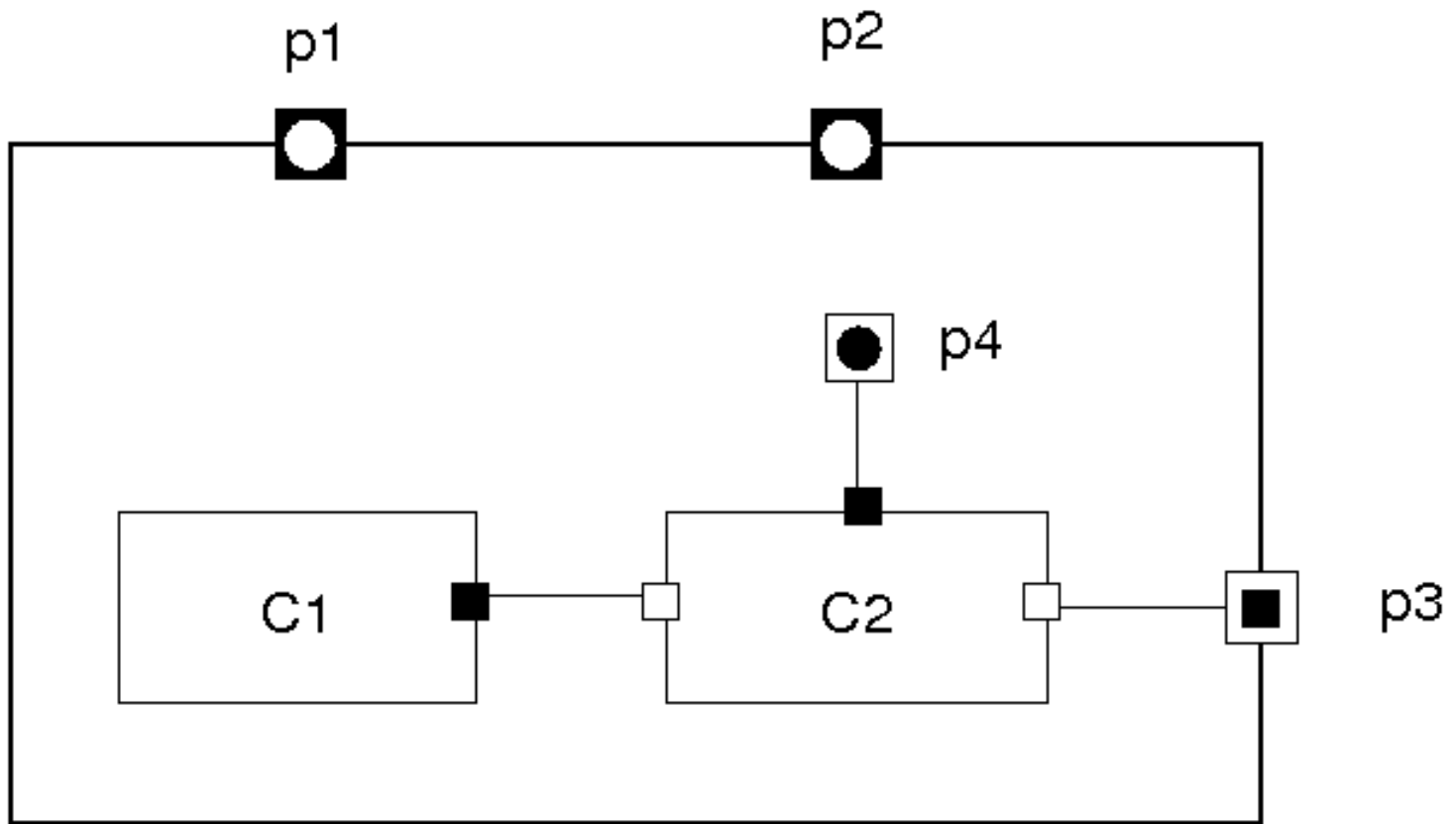
- Now:
 - AM, FM, SSB
 - ATSC VSB-8
 - FSK, GMSK, PSK
- Coming:
 - OFDM
 - Fast Freq Hopper
 - Direct Sequence

Coming attractions...

“Message Blocks”

- More natural support for packetized data
- Leverage existing code base
- Abstractions:
 - Blocks / Messages / Protocol classes / Ports
 - Connections between end points
- Data + metadata (packet annotation)
- Support for precise timing
- Hierarchical composition
- Nest “classic” GNU Radio within m-block

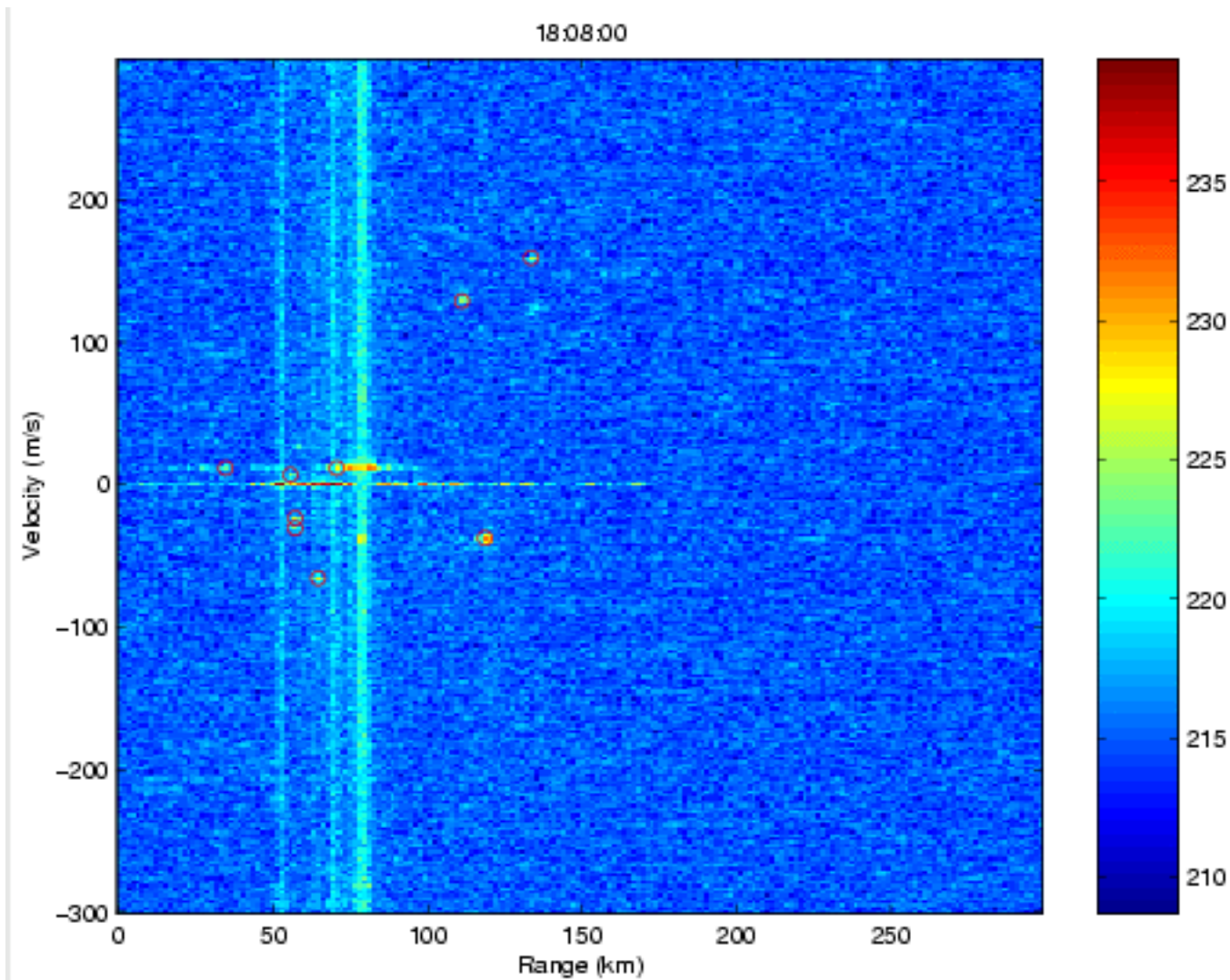
“Message Blocks” (2)



Passive Radar (PCL)

- Use existing transmitters (e.g., TV, Radio)
- Very high dynamic range front end
- 2 x 2 phased array
- TDOA, doppler, angle of arrival
- ESPRIT
- output: position, velocity, object class
- Superresolution techniques

Existence proof!



The USRP

- Why?

Sound Cards, etc

- Relatively low sampling rate
 - 48 kHz or 96 kHz, 16 or 24 bits
- Good for audio input and output
- Can be used with narrow and low IF
- Examples
 - Narrow band HF (SDR 1000)
 - “Digital Radio Mundial”

Wide Band I/O

- PCI A/D and D/A Cards
 - Good Bus Bandwidth
 - Expensive to Very Expensive (\$1k - \$10k)
 - Still need RF Front End

VXI / cPCI / ...

- Card cages full of cards
 - RF Front Ends
 - Digital Receiver / Transmitter
 - Typically A/D, D/A + FPGA or ASIC
 - FPGA / DSP / GPP
- High speed interconnect
- Lots of choices
- Typically very expensive.


USRP

- 80% solution at 10% of the cost
- Low cost
- Small / portable
- Design is completely open
- Multiple coherent channels

Receive Channel
RF Interface

Altera FPGA

Transmit Channel
RF Interface

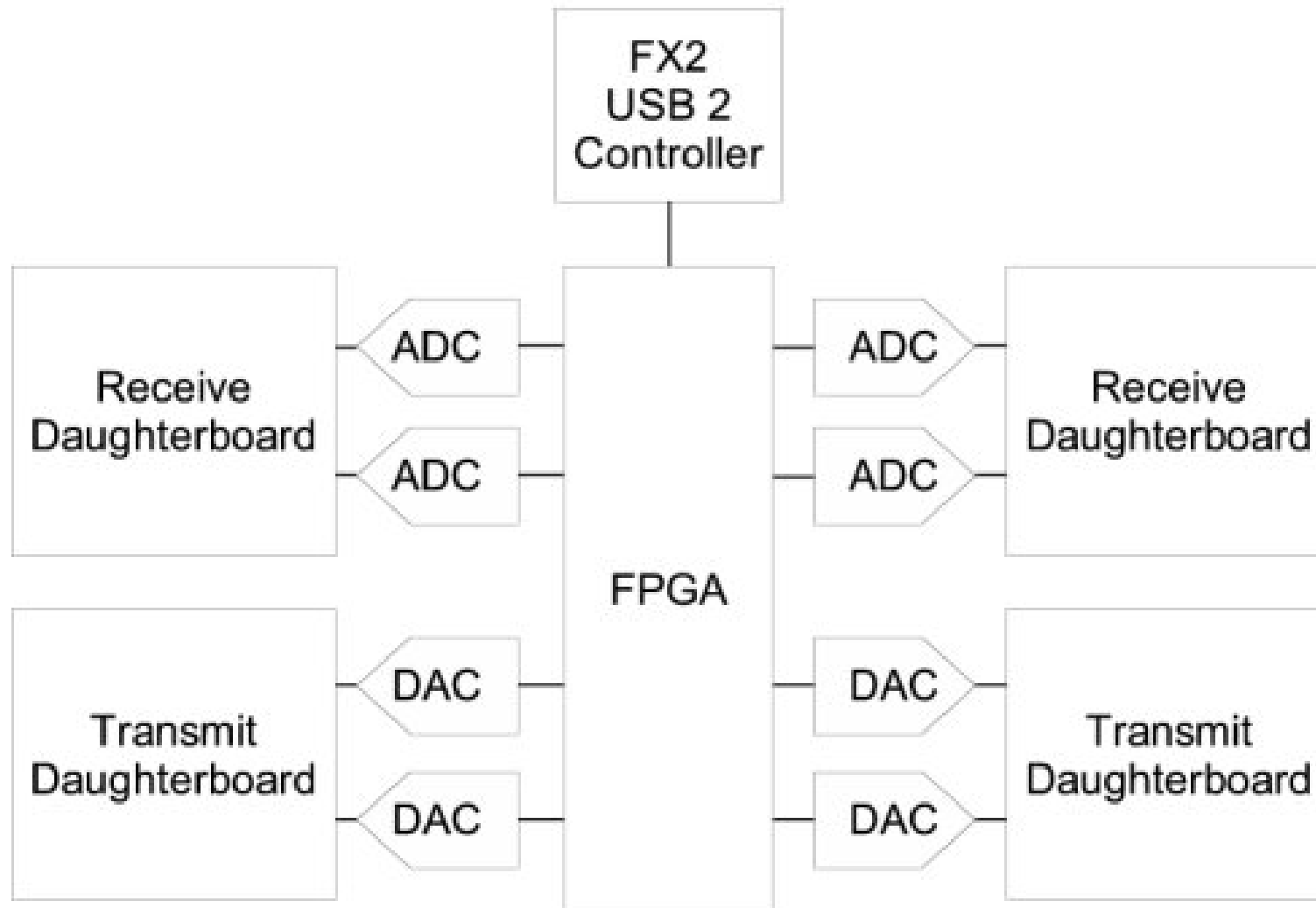


DC Power

USB 2.0
Port

Analog Devices
Mixed Signal
Processor

USRP Block Diagram



Available RF Daughterboards

- 400 MHz – 500 MHz transceiver
- 800 MHz – 1 GHz transceiver
- 2.4 – 2.5 GHz transceiver
- 50 MHz – 800 MHz receive only
- 800 MHz – 2.4 GHz receive only
- Basic Tx and Rx (baseband i/o)

emulab.net

- University of Utah networking testbed
- Expect 20 nodes around campus by end of year. Uses USRP hardware with:
 - 2.4 GHz transceivers (?)
 - 400 MHz – 500 MHz transceivers (?)
 - 50 MHz – 800 MHz receive only

Resources

- GNU Radio:
 - <http://www.gnu.org/software/gnuradio>
 - discuss-gnuradio mailing list
 - <http://comsec.com/wiki>
- USRP:
 - <http://www.ettus.com>

Questions?

