

USENIX Association

Proceedings of the
6th USENIX Conference on Object-Oriented
Technologies and Systems
(COOTS '01)

San Antonio, Texas, USA
January 29 - February 2, 2001



© 2001 by The USENIX Association

All Rights Reserved

For more information about the USENIX Association:

Phone: 1 510 528 8649

FAX: 1 510 548 5738

Email: office@usenix.org

WWW: <http://www.usenix.org>

Rights to individual papers remain with the author or the author's employer.

Permission is granted for noncommercial reproduction of the work for educational or research purposes.

This copyright notice must be included in the reproduced paper. USENIX acknowledges all trademarks herein.

Distributed Garbage Collection for Wide Area Replicated Memory

Alfonso Sánchez Luís Veiga Paulo Ferreira
INESC/IST,

*Rua Alves Redol N^o 9,
Lisboa 1000-029, Portugal*

{alfonso.sanchez, luis.veiga, paulo.ferreira}@inesc.pt

Abstract

It is well known that distributed systems pose serious difficulties concerning memory management: when done manually, it leads to memory leaks and dangling references causing applications to fail. We address this problem by presenting a distributed garbage collection (DGC) algorithm for distributed systems supporting replicated data over wide area networks.

Current DGC algorithms are not well suited for such systems because either (i) they do not consider the existence of replication, or (ii) they impose severe constraints on scalability by requiring causal delivery to be provided by the underlying communication layer.

Our algorithm solves these problems by (i) adapting classical reference-counting DGC algorithms that were conceived for non-replicated systems (e.g. indirect reference-counting, SSP chains, etc.), and (ii) improving our previous algorithm for replicated systems (i.e. Larchant).

The result is a DGC algorithm that, besides being correct in presence of replicated data and independent of the protocol that maintains such replicas coherent among processes, it does not require causal delivery to be ensured by the underlying communications support. In addition, it has minimal performance impact on applications.

1 Introduction

Modern distributed applications sharing long-term data over many places, geographically separated, appear each day. Typical examples are found in the fields of concurrent engineering, cooperative applications, etc.

Manual memory management is extremely difficult when developing the aforementioned dis-

tributed applications. The reason is that graphs of reachability are large, widely distributed and frequently modified through assignment operations executed by applications. In addition, data replicated in many processes is not necessarily coherent making manual memory management much harder. For these reasons it is impossible to do manual memory management without generating dangling references and/or memory leaks.

Automatic memory management, also known as Garbage Collection (GC), is the single realistic option which is able to maintain referential integrity (i.e. no dangling references or memory leaks) in Wide Area Replicated Memory (WARM) systems. As a result, program reliability and programmer productivity are clearly improved.

1.1 Shortcomings of Current Solutions

Current DGC algorithms [1, 15] are not well suited for WARM systems based on data-shipping because of the following drawbacks: either (i) they do not consider the existence of replication, or (ii) they impose severe constraints on scalability by requiring causal delivery to be supported by the underlying communication layer.

The first drawback, i.e. not considering replicated data, concerns all the classical DGC algorithms that were designed for function-shipping based systems, such as Indirect Reference Counting (IRC) [14] or SSP Chains [16]. As a matter of fact, these algorithms are not safe in presence of replicated data, as explained now.

Consider Figure 1 in which an object x is replicated in processes i and j ; each replica of x is noted x_i and x_j , respectively. Now, suppose that x_i contains a reference to an object z in another process k , x_j points to no other object, x_i is locally unreachable and x_j is locally reachable¹. Then, the question is:

¹Locally (un)reachability is related to (un)accessibility

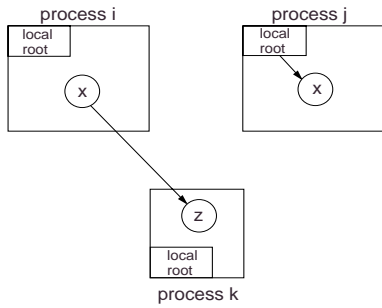


Figure 1: *Safety problem of current DGC algorithms which do not handle replicated data: z is erroneously considered unreachable.*

should z be considered garbage? Classical DGC algorithms consider that z is effectively garbage. However, this is wrong because, in a WARM system, it is possible for an application in j to “acquire” a replica of x from some other process, in particular, x_i^2 . Thus, the fact that x_i is *locally* unreachable in process i does not mean that x is *globally* unreachable; as a matter of fact, x_i contents can be accessed by an application in process j by means of an “acquire”. Therefore, in a WARM system, a target object z is considered unreachable only if the union of all the replicas of the source object, x in this example, do not refer to it. We call this the Union Rule (more details in Section 4.2.2).

The second drawback, i.e. imposing severe constraints on scalability, affects current DGC algorithms conceived for WARM systems, such as Larchant [5, 10]. As a matter of fact, such algorithms are not scalable because they require the underlying communication layer to support causal delivery.

So, in conclusion, classical DGC algorithms, such as IRC and SSP Chains, are not safe for WARM systems but promise to be scalable, in particular, do not require causal delivery; on the other hand, WARM specific DGC algorithms, such as Larchant, deals safely with replication but lacks scalability.

Thus, the main contribution of this work is the following: showing how classical DGC algorithms (conceived for function-shipping based systems) can be extended to handle replication while keeping their scalability.

We do not address the issue of fault-tolerance,

from the enclosing process's local root.

²In distributed systems with replicated data, an “acquire” operation allows a process to update its local replica of a particular object with the contents of another replica, of that same object, residing in some other process with a data-shipping mechanism.

i.e. it is out of the scope of the paper how the algorithm behaves in presence of communication failures and processes crashes. However, solutions similar to those found in classical DGC algorithms can also be applied (for example, leasings as in RMI [18]).

This paper is organized as follows. In Section 2 we present the model of a WARM for which the DGC was defined. The DGC algorithm is described in Sections 3 and 4. Section 5 highlights some of the most important implementation aspects. Section 6 presents some performance results from a real application. The paper ends with some related work and conclusions in Section 7 and 8, respectively.

2 WARM Model

This section presents the model for Wide Area Replicated Memory (WARM). A WARM is a replicated distributed memory spanning several processes. These processes are connected in a network and communicate only by asynchronous message passing. We indicate that a message M has been sent from process i to process j as $\langle \text{send.M} \rangle_{i \rightarrow j}$; the delivery of that message is noted $\langle \text{deliver.M} \rangle_{i \rightarrow j}$.

In a WARM, the only way to share information is by replication of data, which can be done with a DSM based mechanism[12]. Thus, processes do not use Remote Procedure Call (RPC) to access remote data.

It's worthy to note that application code inside a process never sends messages explicitly. Instead, application code access data always locally; transparently to the application code, the WARM runtime system is responsible to replicate data locally when needed.

Each participating process in the WARM encloses, at least, the following entities: memory, mutator³, and a coherence engine. In our WARM model, for each one of these entities, we consider only the operations that are relevant for GC purposes.

We believe that our model is sufficiently general to describe most distributed systems supporting wide area applications using data shipping. This model clearly defines the environment for which the DGC algorithm is conceived.

³The term mutator [7] designates the application code which, from the point of view of the garbage collector, *mutates* (or modifies) the reachability graph of objects.

2.1 Memory Organization

An **object** is defined to be a consecutive sequence of bytes in memory. Applications can have different views of objects and can *see* them as language-level class instances, memory pages, data base records, web pages, etc.

Objects can contain **references** pointing to other objects. An **outgoing inter-process** reference is a reference to a target object in a different process. An **incoming inter-process** reference is a reference to an object that is pointed from a different process. Our model does not restrict how references are actually implemented. They can be virtual memory pointers, URLs, etc.

An object is said to be **reachable** if it is attainable directly or indirectly from a GC root (defined in Section 3.1). An object is said to be **unreachable** if there is no reference path (direct or indirect) from a GC root leading to that object.

The unit for coherence is the object. Any object can be replicated (i.e. cached) in any process. A replica of object x in process i is noted x_i . Each process can cache a replica of any object for reading or writing according to the coherence protocol being used.

2.2 Mutator model

The single operation executed by mutators, which is relevant for GC purposes, is **reference assignment**; this is the only way for applications to modify the graph of objects.

The reference assignment operation executed by a mutator in some process i is noted $\langle x := y \rangle_i$. This means that a reference contained in object x is assigned to the value of a reference contained in object y .⁴ This assignment operation results in the creation of a new inter-process reference from x to z , as illustrated in Figure 2.

Obviously, other assignments can delete references transforming objects in garbage. For example, in Figure 2, if the mutators in processes i and j perform $\langle x := 0 \rangle_i$ and $\langle y := 0 \rangle_j$, object z becomes unreachable, i.e. garbage, given that there are no references pointing to it.

In conclusion, assignment operations (done by mutators) modify the object graph either creating

⁴This notation is not fully accurate but it simplifies the explanation of the DGC algorithm. As a matter of fact, to be more precise we should write $x.ref = y.ref$ (C++ style notation). However, this improved precision is not important for the DGC algorithm description and would complicate it unnecessarily.

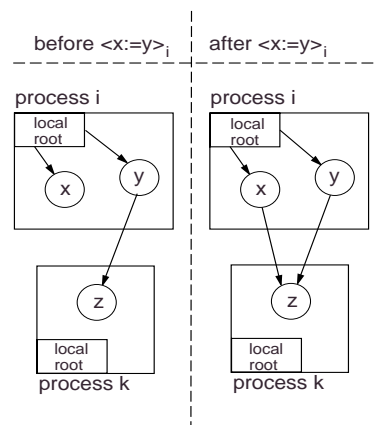


Figure 2: *Creation of a new inter-process reference to object z through an assignment operation.*

or deleting references. An object becomes unreachable when the last reference to it disappears; when this occurs, such an object can be safely reclaimed by the garbage collector because there is no possibility for any process to access it.

2.3 Coherence Model

The coherence engine is the entity of the WARM that is responsible to manage the coherence of replicas. The coherence protocol effectively used varies from system to system and depends on several factors such as the number of replicas, distances between processes, and others. However, the only coherence operation, which is relevant for GC purposes, is the **propagation** of an object, i.e. the replication of an object from one process to another. The propagation of an object y from process i to process j is noted $\text{propagate}(y)_{i \rightarrow j}$.

We assume that any process can propagate a replica into itself as long as the mutator causing the propagation holds a reference to the object being propagated. Thus, if an object x is locally unreachable in process i , the mutator in that process can not force the propagation of x to some other process; however, if some other process j holds a reference to x , it can request x to be propagated from i to j (as occurs in Figure 1).

We assume that, in each process, the coherence engine holds two data structures, called **inPropList** and **outPropList**; these indicate the process *from which* each object has been propagated, and the processes *to which* each object has been propagated, respectively⁵. Thus, each entry of the inProp

⁵Usually, this information does exist in the coherence engine in order to manage the replicas.

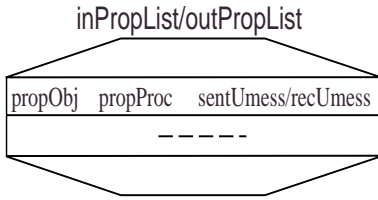


Figure 3: inPropList and outPropList internal data.

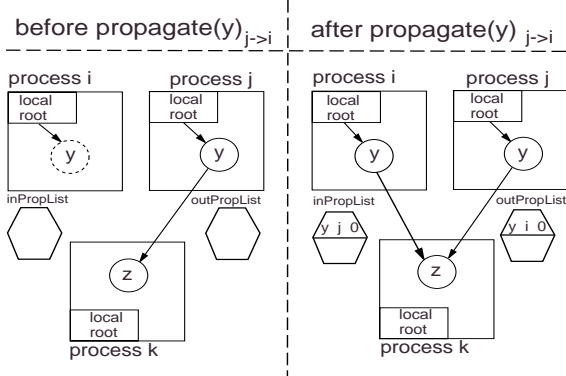


Figure 4: Coherence engine propagates object y from process j to process i . The dashed line of y_i means that initially, in process i , y is not yet replicated in i .

pList/outPropList contains the following information (see Figure 3):

- **propObj** - the reference of the object that has been propagated into/to a process;
- **propProc** - the process from/to which the object propObj has been propagated;
- **sentUmess/recUmess** - bit indicating if a unreachable message (more details in Section 3.2) has been sent/received.

When an object is propagated to a process we say that its enclosed references are **exported** from the sending process to the receiving process; on the receiving process, i.e. the one receiving the propagated object, we say that the object references are **imported**.

Figure 4 illustrates the effect of a propagation. Object z has no replicas. Initially, only process j caches a replica of y ; thus, both outPropList and inPropList of processes j and i are empty. In addition, y_j points to z . After y has been replicated from process j to process i , a new inter-process reference from y_i to z is created; this is due to the fact that the reference to z was exported from process j

to (be imported by) process i . The inPropList and outPropList reflect this situation.

In order to understand how the DGC algorithm works it is important to emphasize the following aspects concerning the creation of inter-process references. The only way a process can create an inter-process reference is through the execution of only two operations: (i) reference assignment, which is performed explicitly by the mutator, and (ii) object propagation, which is performed by the coherence engine in order to allow the mutator to access some object⁶.

3 Distributed Garbage Collection Algorithm

In this section we describe the DGC algorithm and its data structures. Then, in Section 4 we go into more detail by describing a prototypical example which addresses all the aspects of the DGC algorithm.

The DGC algorithm is an hybrid of tracing and reference-counting. Thus, each process has two GC components: a local tracing collector, and a distributed collector. Each process does its local tracing independently from any other process. The local tracing can be done by any mark-and-sweep based collector. The distributed collectors, based on reference-counting, work together by changing asynchronous messages, as described in the following sections. In the rest of the paper we focus on distributed collection.

3.1 Data Structures

A **stub** describes an outgoing inter-process reference, from a source process to a target process. A **scion** describes an incoming inter-process reference, from a source process to a target process. It is important to note that stubs and scions do not impose any indirection on the native reference mechanism. In other words, they do not interfere either with the structure of references or the invocation mechanism. They are simply GC specific auxiliary data structures.

A stub stores in its internal data structures the following information:

- **OutRef** - the reference of the target object;

⁶For example, in some DSM-based systems, when the mutator tries to access an object that is not yet cached locally, a page fault is generated; then, this fault is automatically recovered by the coherence engine that obtains a replica of the faulted object from some other process.

- **SourceObj** - the reference of the local object containing the outgoing inter-process reference;
- **Scion** - the identification of the corresponding scion; and
- **Chain** - the identification of a stub or a scion in the same process.

A scion stores in its internal data structures the following information:

- **InRef** - the reference of the target object;
- **Stub** - the identification of the corresponding stub; and
- **Chain** - the identification of a stub or a scion in the same process.

Finally, a **process's GC root** includes: (i) the **local root**, i.e. stacks and static variables, (ii) the set of scions of that process, and (iii) the lists **inPropList** and **outPropList**.

3.2 Algorithm

The local and distributed collectors depend on each other to perform their job in the following way. A local collector running inside a process traces the object graph locally cached; the starting point of the trace is the process's GC root. A local tracing generates a new set of stubs; it is based on this new set that the distributed collector, in that process, may decide to update remote scions in other processes.

3.2.1 Local Collector

The local collector starts the graph tracing from the process's local root and set of scions. For each outgoing inter-process reference it creates a stub in the new set of stubs. Once this tracing is completed, every object locally reachable by the mutator has been found (e.g. marked, if a mark-and-sweep algorithm is used); objects not yet found are locally unreachable; however, they can still be reachable from some other process holding a replica of, at least, one of such objects (as is the case of x_i in Figure 1). To prevent the erroneous deletion of such objects, the collector traces the objects graph from the lists **inPropList** and **outPropList**, and performs as follows.

- When a locally reachable object (previously discovered by the local collector) is found, the tracing along that reference path ends.

- When an outgoing inter-process reference is found the corresponding stub is created in the new set of stubs.
- For an object which is reachable only from the **inPropList**, a message **unreachable** is sent to the site from where that object has been propagated; this sending event is registered by changing a **sentUmess** bit in the corresponding **inPropList** entry from 0 to 1.⁷

When a **unreachable** message reaches a process, this delivery event is registered by changing a **recUmess** bit in the corresponding **outPropList** entry from 0 to 1.

- For an object which is reachable only from the **outPropList**, and the enclosing process has already received a **unreachable** message from all the processes to which that object has been previously propagated, a reclaim message is sent to all those processes and the corresponding entries in the **outPropList** are deleted; otherwise, nothing is done.

When a process receives a reclaim message it deletes the corresponding entry in the **inPropList**.

3.2.2 Distributed Collector

The main ideas behind the DGC algorithm can be summarized as follows.

- As already mentioned, an object can be reclaimed only when all its replicas are no longer reachable. This is ensured by tracing the objects graph from the lists **inPropList** and **outPropList**; objects that are reachable only from these lists are not locally reachable (i.e. by the local mutator); however, they can not be reclaimed without ensuring their global unreachability, i.e. that none of their replicas are accessible. This will be explained in detail in the following section.
- The DGC algorithm is independent of the particular coherence protocol implemented by the coherence engine. In other words, the DGC algorithm does not require waiting for replicas to be coherent.

⁷Note that from now on, the replica is not reachable by the local mutator; if another propagate operation occurs bringing a *new* replica of that same object into the process, the *old* replica remains locally unreachable, and a new entry is created in the **inPropList** with the corresponding **sentUmess** set to 0.

| message | sent/received by | sent when |
|-------------|------------------|---|
| unreachable | LGC/DGC | object replica is reachable only from the inPropList |
| reclaim | LGC/DGC | all object replicas are reachable only from the inPropLists |
| newSetStubs | DGC/DGC | a new set of stubs is available |

Table 1: GC related messages.

- Whatever the coherence protocol, there is only one interaction with the DGC algorithm. This interaction is twofold: (i) immediately before a propagate message is sent, the references being *exported* (contained in the propagated object) must be found in order to create the corresponding scions, and (ii) immediately before a propagate message is delivered, the outgoing inter-process references being *imported* must be found in order to create the corresponding local stubs, if they do not exist yet.⁸
- From time to time, possibly after a local collection, the distributed collector sends a message called `newSetStubs`; this message contains the new set of stubs that resulted from the local collection; this message is sent to the processes holding the scions corresponding to the stubs in the previous stub set. In each of the receiving processes, the distributed collector matches the just received set of stubs with its set of scions; those scions that no longer have the corresponding stub, are deleted.
- As previously described, when a local collection takes place two kinds of messages may be sent: `unreachable` and `reclaim`. On the receiving process, these messages are handled by the distributed collector that performs the following operations: sets the `recUmess` bit in the corresponding `outPropList` entry, and deletes the corresponding entry in the `inPropList`, respectively.
- The DGC algorithm does not require the underlying communication layer to support causal delivery.

Table 1 presents all the GC related messages of the model, the components responsible for sending and receiving them, and when they occur. In Table 2 we present all the events with impact on the GC and the corresponding actions taken. These two tables summarize the way GC is performed. In the next section we describe the DGC algorithm in more detail using a prototypical example.

⁸Note that this may result in the creation of chains of stub-scion pairs, as it happens in the SSP Chains algorithm [16].

4 Prototypical Example

We use a prototypical example, illustrated in Figures 5 and 6. This example evolves along a sequence of steps covering all the situations, relevant for GC, that occur in a WARM: (i) creation of a new outgoing inter-process reference by means of a propagate operation, (ii) creation of a new outgoing inter-process reference by means of an assignment operation, and (iii) deletion of outgoing inter-process references by means of assignment and propagate operations. We show how all these occurrences affect the GC specific data structures and messages.

In the initial situation both x and y are cached in processes i and j . However, only the replica y_j points to object z in process k . There is a single stub-scion pair (`s2-s1`) describing the only outgoing inter-process reference from y_j to z . For the sake of simplicity of our description, we assume that this stub-scion pair is created when the system boots.⁹

Then, the sequence of steps of the prototypical example considers the following operations (see Figures 5 and 6; the effects of the operations are shown in bold).

Step 1 - Propagate y from process j to process i ; this results in the creation of a new outgoing inter-process reference from object y in i to object z in k .

Step 2 - The operation $\langle x := y \rangle_i$ is performed by the mutator in i ; this creates a new outgoing inter-process reference from object x in i to object z in k .

Step 3 - Propagate x from process i to process j ; this results in the creation of a new outgoing inter-process reference from object x in j to object z in k .

Step 4 - The operation $\langle y := 0 \rangle_j$ is performed by the mutator in j ; this results in the deletion of an outgoing inter-process reference from object y in j to object z in k .

⁹For example, the reference to z could be obtained from a name service.

| event | occurs when | action taken |
|---|------------------------------------|---|
| reference exported | propagate an object from a process | create scion |
| reference imported | propagate an object into a process | create stub |
| object replica reachable only from the inPropList | LGC runs | send unreachable message to the process with the corresponding outPropList entry; set the sentUmess bit accordingly |
| unreachable message received | unreachable message sent | set the recUmess bit accordingly; if all recUmess bits for a particular object are set, then send the corresponding reclaim messages and delete the outPropList entry |
| reclaim message received | reclaim message sent | delete corresponding inPropList entry |
| new set of stubs available | LGC runs | newSetStubs message sent to the processes holding the scions corresponding to the previous set of stubs |
| newSetStubs message received | newSetStubs message sent | compare stubs set with set of scions; delete scions with no corresponding stubs |

Table 2: GC related events.

Step 5 - Propagate y from process j to process i ; this results in the deletion of an outgoing inter-process reference from object y in i to object z in k .

Step 6 - The operation $\langle x := 0 \rangle_i$ is performed by the mutator in i ; this results in the deletion of an outgoing inter-process reference from object x in i to object z in k .

Step 7 - the mutator in j deletes the reference from the local root to object x .

Step 8 - the mutator makes x_i unreachable by deleting the reference from the local root; thus, every replica of x becomes garbage.

The prototypical example presented above has two parts: the first three steps results in the creation of new outgoing inter-process references; the last five steps result in z becoming unreachable. In the next sections we describe how the DGC works in order to deal with this prototypical example.

4.1 Creation of Outgoing Inter-process References

In the prototypical example, the creation of outgoing inter-process references occurs first by propagation (step 1), then by reference assignment (step

2), and finally by propagation again (step 3). We address these cases now.

4.1.1 Propagation

The first operation in the prototypical example is $\text{propagate}(y)_{j \rightarrow i}$ (Figure 5, step 1). Immediately before this message is sent from process j , object y must be scanned for references being exported. For each one of these references, the corresponding scion must be created. In this case, y contains only one reference (pointing to z); the corresponding scion $s3$ is shown in bold. Note that the scion just created, through its Chain field, refers to the already existing stub $s2$ (describing the outgoing inter-process reference from object y to object z).

Immediately before $\text{propagate}(y)_{j \rightarrow i}$ is delivered in process i , object y has to be scanned for imported outgoing inter-process references in order to create the corresponding stubs in process i , if they do not exist yet. In the prototypical example, y contains a single reference and there is no stub describing it in process i . Thus, the corresponding stub $s4$ is created (shown in bold); this stub, through its internal data structures, refers to the scion previously created in process j . Then, the mutator may freely access object y in process i .

Thus, the information stored in the stub-scion

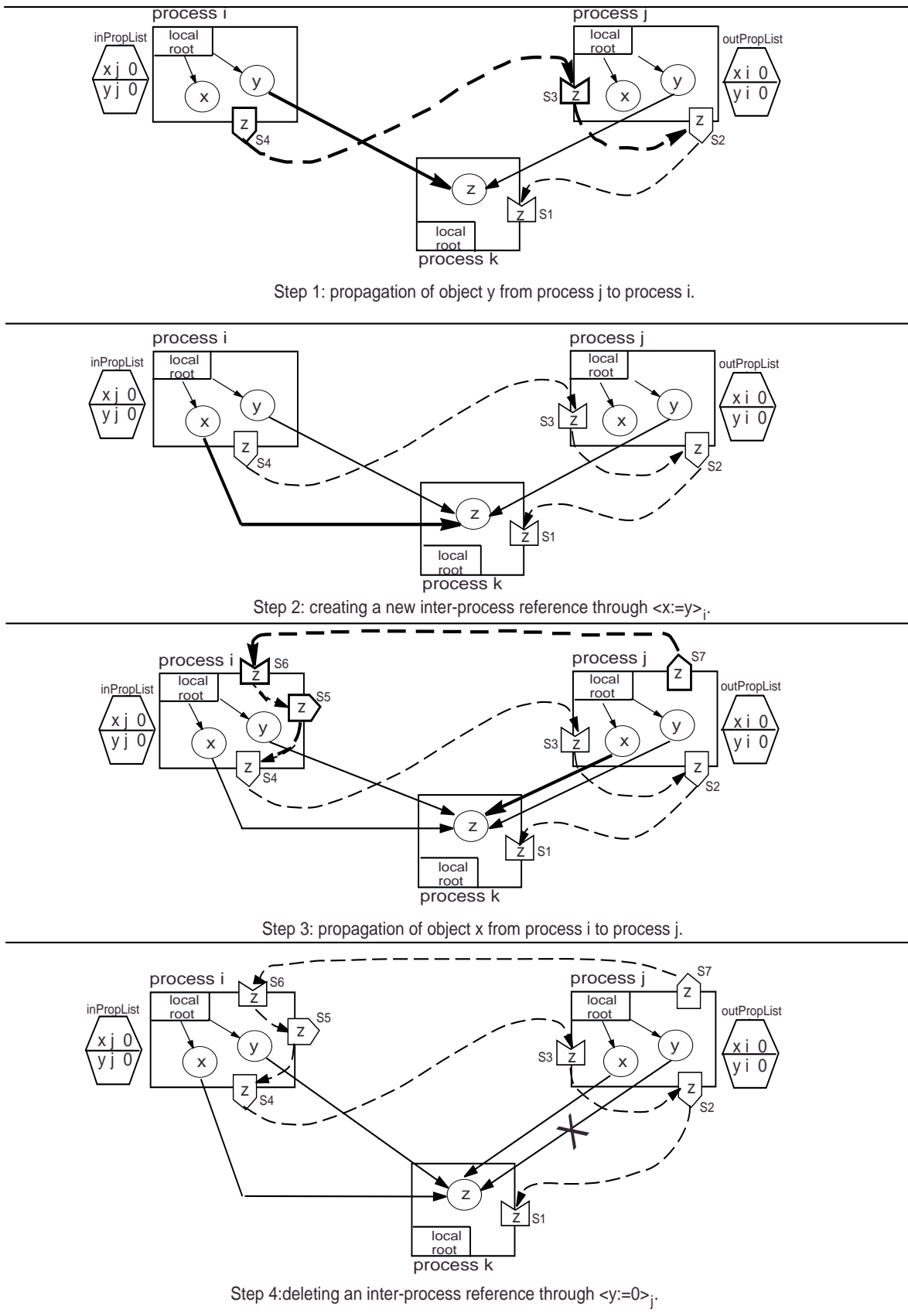
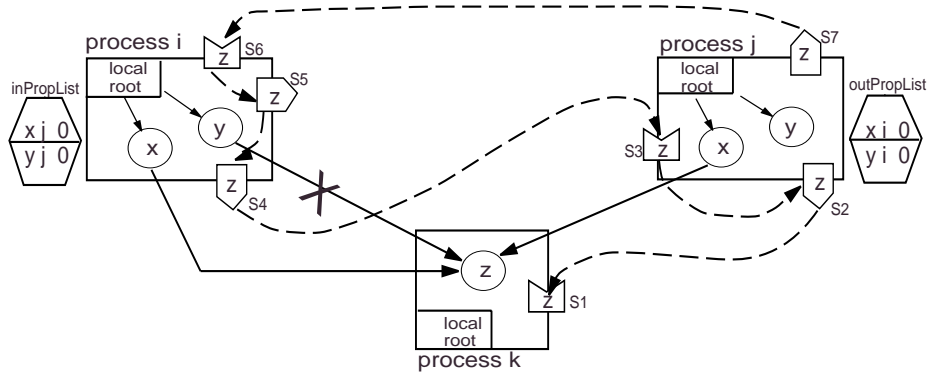
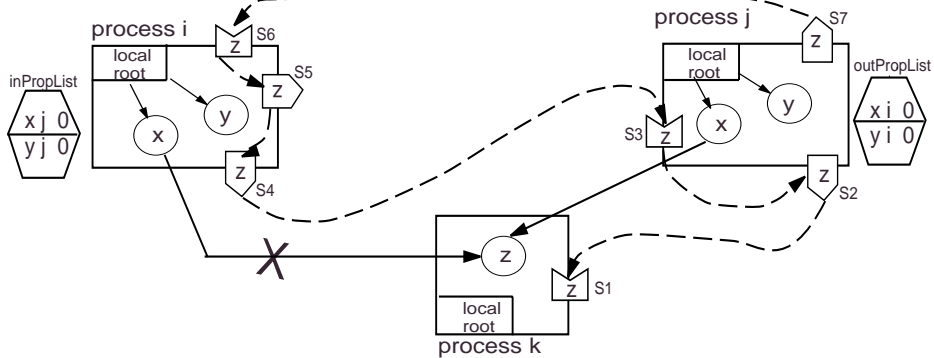


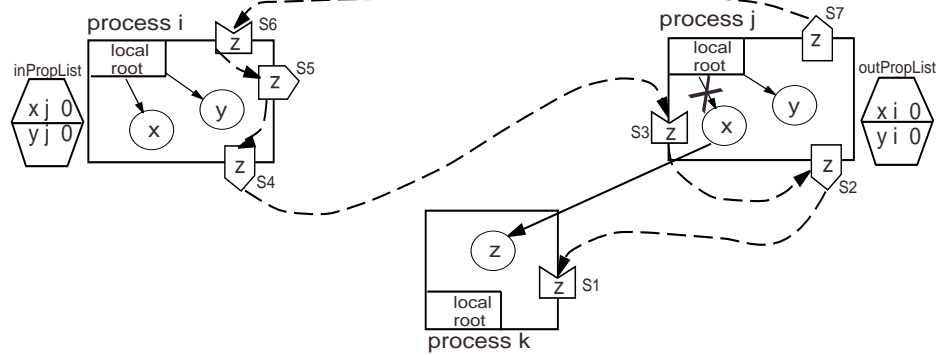
Figure 5: Prototypical example (part 1).



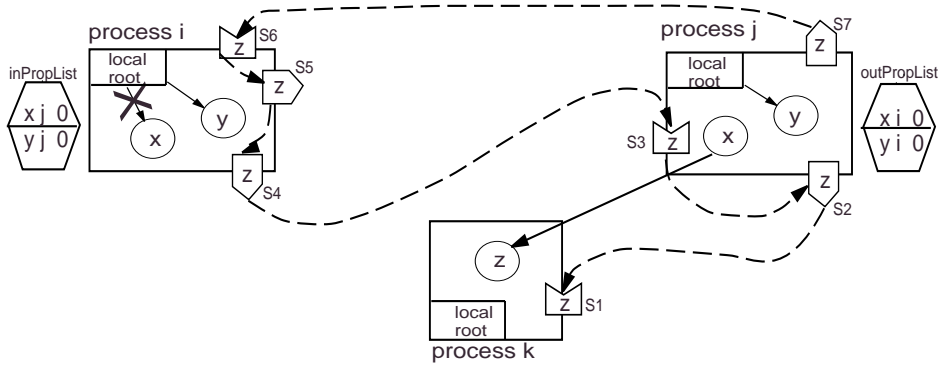
Step 5: propagation of object y from process j to process i.



Step 6: deleting an inter-process reference through $\langle x:=0 \rangle_i$.



Step 7: object x in process j becomes unreachable from the local root.



Step 8: object x in process i becomes unreachable from the local root.

Figure 6: Prototypical example (part 2).

pair just created, `s4-s3`, is the following:

- stub `s4`: `OutRef` refers to object `z` in process `k`, `sourceObj` refers to object `y` in process `i`, `Scion` identifies the corresponding scion `s3` previously created in process `j`, and `Chain` is null;
- scion `s3`: `InRef` refers to object `z` in process `k`, `Stub` identifies the corresponding stub `s4` in process `i`, and `Chain` refers to the stub describing the outgoing inter-process reference from object `y` to object `z`.

It is worthy to note that the mutator does not have to be blocked while the GC specific operations mentioned above are executed (scanning the object being propagated and creating the corresponding scion and stub); such operations can be executed in the background.

To summarize, there are the following rules:

Safety Rule I: Clean Before Send Propagate. *Before sending a propagate message for an object `y` from a process `j`, `y` must be cleaned (i.e. it must be scanned for references) and the corresponding scions created in `j`.*

Safety Rule II: Clean Before Deliver Propagate. *Before delivering a propagate message for an object `y` in a process `i`, `y` must be cleaned (i.e. it must be scanned for outgoing inter-process references) and the corresponding stubs created in `i`, if they do not exist yet.*

4.1.2 Assignment

The second step of the prototypical example is the execution of the operation $\langle x := y \rangle_i$. This results in the creation of a new outgoing inter-process reference: from object `x` in process `i` to `z` in process `k`. There is absolutely no operation to be done on behalf of the DGC algorithm.

This might seem strange because, according to traditional reference counting algorithms [20], each time a reference is created, a counter (at least) must be incremented. In a WARM, where mutators may create inter-process references very easily and frequently, through a simple reference assignment operation, such increment would be extremely inefficient. As a matter of fact, this would require instrumenting every reference assignment and increment a counter accordingly, possibly on some remote process. In the following sections it will become clear that such increment (or equivalent operation) does not need to be performed immediately.

4.1.3 Propagation

The third step of the prototypical example is the propagation of object `x` from process `i` to process `j`. This results in the creation of a new outgoing inter-process reference: from object `x` in process `j` to object `z` in process `k` (shown in bold in Figure 5, step 3).

According to Safety Rule **Clean Before Send Propagate**, before the propagate message is sent, the following has to be done in process `i`: scan object `x`, find its enclosed references and create the corresponding scions. In this case, object `x` has only one reference; thus, as a result of the scan, scion `s6` is created in process `i` (shown in bold, Figure 5, step 3).

In addition, it is created stub `s5` describing the outgoing inter-process reference from object `x` in process `i` to object `z` in process `k`.¹⁰

According to Safety Rule **Clean Before Deliver Propagate**, before the propagate message is delivered in process `j`, object `x` must be cleaned and the corresponding stub `s7` created (shown in bold, Figure 5, step 3).

4.2 Deletion of Outgoing Inter-process References

In the prototypical example, the deletion of outgoing inter-process references occurs first by reference assignment, then by propagation, then by reference assignment again, and finally by propagation again. After all these operations, object `z` is unreachable. We address these steps now.

4.2.1 Assignments and Propagations

The fourth step of the prototypical example is the execution of the operation $\langle y := 0 \rangle_j$. This results in the deletion of the outgoing inter-process reference, from object `y` to object `z` (Figure 5, step 4). At this moment, there is absolutely no operation to be done for GC purposes.

The fifth step of the prototypical example is `propagate(y)j→i`. Given that the replica that is being propagated to `i` no longer points to any object, after the propagate is delivered, the outgoing inter-process reference from object `y` in process `i` to `z`, is (implicitly) deleted (Figure 6, step 5). At this moment, there is absolutely no operation to be done for GC purposes. Note that, given that the object being propagated contains no references, both safety

¹⁰Note that if a local collection has previously taken place in process `i`, stub `s5` would have been already created.

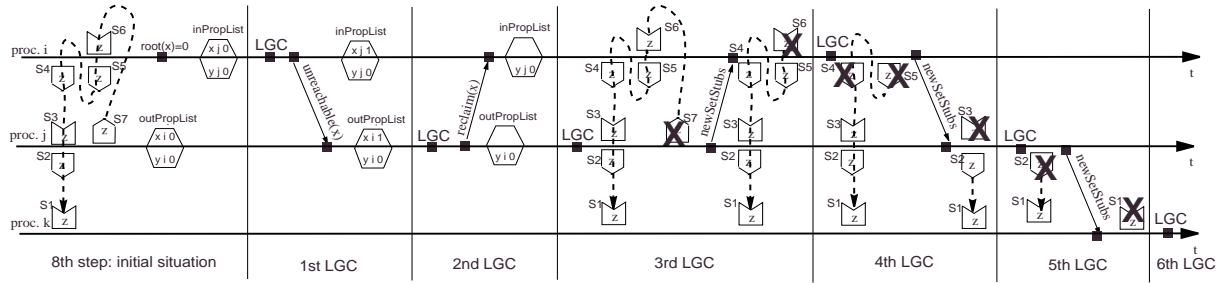


Figure 7: Timeline describing the GC operations after the 8th step of the prototypical example.

rules do not imply the execution of any particular operation.

The sixth step of the prototypical example is the execution of the operation $\langle x := 0 \rangle_i$. This results in the deletion of the outgoing inter-process reference, from object x in process i to object z in process k (Figure 6, step 6). At this moment, there is absolutely no operation to be done for GC purposes.

The seventh step of the prototypical example makes object x in process j unreachable from the local root. The last step makes object x in process i unreachable from the local root. In both cases there is absolutely no operation to be done for GC purposes.

So far, the DGC has performed no operation. In particular, no scion has been deleted. Consequently, object z , which is no longer reachable, has not been reclaimed yet. This will happen only after its protecting scion $s1$ in process k is deleted and the local collector is executed. Now we address the modification and deletion of stubs and scions.

4.2.2 Collecting Garbage

In step 8 of the prototypical example we see that object z will be reclaimed by the local collector in process k only after its protecting scion $s1$ has been deleted. This scion will be deleted only after the corresponding stub $s2$ in process j has disappeared; this will occur only after all the chain of stub-scion pairs $s7 \dots s3$ gets deleted.

According to Section 3.2, the stubs and scions will disappear as a result of the local and distributed collectors in processes i and j , as explained now (see Figure 7).

1st LGC - The local collector in process i detects that object x is reachable only from the `inPropList`; thus, a message `unreachable` is sent to process j and the corresponding `sentUmess` bit is set.

When this message is delivered in process j , the `recUmess` bit in the corresponding entry of `outPropList` is set.

2nd LGC - The local collector in process j detects that object x is reachable only from the `outPropList` and the corresponding entry has its `recUmess` bit set to one; thus a message `reclaim` is sent to process i and the entry in the `outPropList` is deleted.

When this message is delivered in process i , the corresponding entry in `inPropList` is deleted.

3rd LGC - As a result of a local collection in process j , x is reclaimed and, consequently, stub $s7$ describing its outgoing inter-process reference to object z is not in the new set of stubs. This new set of stubs is sent as a `newSetStubs` message from process j to process i ; then, the distributed collector in i deletes the corresponding scion $s6$.

Note that stub $s2$, in spite of the fact that y in j holds no outgoing inter-process reference anymore, is still in the new set of stubs because i is reachable from scion $s3$ through its Chain data structure.

4th LGC - As a result of a local collection in process i , object x is reclaimed and the new set of stubs does not contain any stub ($s5$ and $s4$, in particular) because there are no outgoing inter-process references.

This new set of stubs is sent as a `newSetStubs` message from process i to process j ; then, the distributed collector in j deletes the corresponding scion $s3$.

5th LGC - As a result of a local collection in process j a new set of stubs is generated in which there is no stub (i.e. $s2$) because there are no outgoing inter-process references.

This new set of stubs is sent as a `newSetStubs` message from process j to process k ; then, the distributed collector in k deletes the corresponding scion $s1$.

6th LGC - Finally, a local collection occurs in process k and object z is reclaimed.

In conclusion, we have the following rule for replicated objects:

Safety Rule III: Union Rule. *A target object z is considered unreachable only if the union of all the replicas of the source objects do not refer to it.*

In the prototypical example the objects pointing to z were the replicas of x and y . From Figure 7 it is clear that the union rule is respected. In addition, it is clear that there is no need for causal delivery to be ensured by the communication layer.

5 Implementation

We implemented our WARM distributed and local garbage collectors within a system called News Gathering (NG). In this section we briefly describe the NG application; then, we focus on the most important implementation aspects of the DGC: how the safety rules are implemented, and the stub/scion data structures.

5.1 NG Application

NG is a web-based client-server application that we developed, to support the sharing of files over the web by means of replication [19]. From the user point of view the client side of NG is a normal web browser with an extra menu button called “make-replica”. This function allows the user to propagate a file into his machine, i.e., to create a local replica of the file he is looking at. Once replicated, the file can be freely accessed with any other application (possibly making the replicas to diverge). Later, this replica can be propagated back to the site from where it came from by means of a make-replica operation performed by other user running on that site. (Figure 8 illustrates the general architecture of this application.)

With NG, a typical user in site $S1$ browses the web (web servers supporting the NG application) and makes-replicas of some of the pages from, for example, the $S2$ site. These pages are then edited by the user and, once ready, are made available from

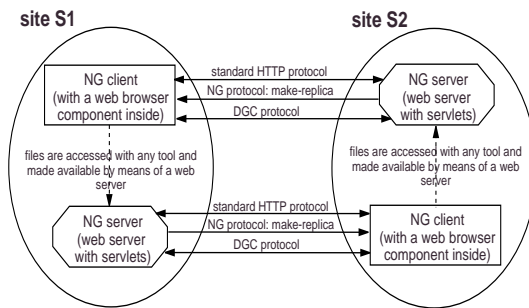


Figure 8: General architecture of the NG application. Obviously, any number of sites is supported and not all are forced to have both a client and a server, i.e. some can be just clients or servers.

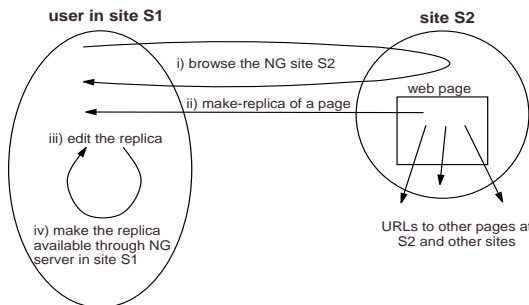


Figure 9: Example of NG usage: i) browse the $S2$ web site, ii) make-replicas of a page, iii) edit the replica, and iv) make the replica available for others.

the user’s local NG server. These replicas may hold references to other (not locally replicated) $S2$ pages. Thus, it is desirable that such pages in the $S2$ web site remain available as long as there are references pointing to them. Figure 9 illustrates this scenario.

The NG application, due to the WARM distributed garbage collector, ensures that such pages at the $S2$ site remain there as long as they are pointed from some other NG site. In addition, files at the $S2$ site, which are no longer referenced from any other NG site are automatically deleted by the garbage collector. This means that neither dangling references nor memory leaks occur.

The NG application is implemented in Java; this includes the client code (that uses the Microsoft Internet Explorer component) and the servlets running within an Apache web server.

5.2 Distributed Garbage Collector

All the code of the local and distributed collectors is written in Java. The local collector is implemented as a stand-alone application. The distributed collector is implemented by the servlets and by the client.

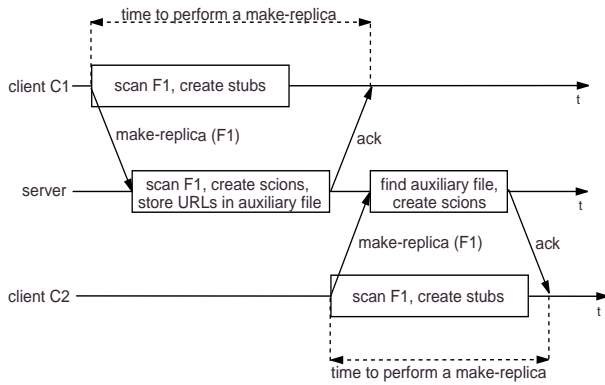


Figure 10: Propagation of file $F1$.

Basically, the code in the servlets implements the safety rule Clean Before Send Propagate (applied when a make-replica is requested); the client code implements the safety rule Clean Before Deliver Propagate (applied when the reply to a make-replica request is received). The implementation of these rules consists on scanning the web pages being propagated and creating the corresponding scions (at the server) and stubs (at the client).

The first time a file is propagated, at the server site its contents are scanned, the corresponding scions created, and the enclosed set of URLs is kept in an auxiliary file. Later, if this same page is propagated again, at the server site it only has to be scanned again if it has been modified after the last scan. The timeline presented in Figure 10 shows how the scanning needed to enforce safety rules I and II relates to the make-replica request of file $F1$ ¹¹.

Another important aspect concerning the implementation of the garbage collectors (both local and distributed) is the data structures supporting the stubs and scions. These were conceived taking into account their use, in particular, to optimize the kind of information exchanged between sites that occurs when a `newSetStubs` message is sent.

This message implies that the new set of stubs, resulting from a local collection, is sent to the processes holding the scions corresponding to the stubs in the previous stub set. Then, in each of the receiving processes, the distributed collector matches the just received set of stubs with its set of scions; those scions that no longer have the corresponding stub, are deleted.

Thus, stubs are grouped by site, i.e. there is one

¹¹Note that the client can scan the page immediately after sending a make-replica request because its contents are already available locally (for browsing).

hash table for each site holding scions corresponding to the stubs in that table. Sending a new set of stubs to a particular site is just a matter of sending the new hash table. The same reasoning applies to scions: they are stored in hash tables, each table grouping the scions whose corresponding stubs are in the same site.

6 Performance

In this section we present the most relevant performance results concerning the DGC. The critical performance results are those related to the implementation of safety rules I and II.

Thus, we downloaded a well-known web site (`cnn.com`) and ran on each file the code implementing the safety rules. All results were obtained in a local 100 Mbits network, connecting PCs with Windows NT, with 64 Mb of memory and a Pentium II at 233 MHz.

We downloaded all the 155 HTML files of the `cnn.com` web site¹² and obtained for each one the time it takes to: scan it, create the corresponding stubs, and serialize the hash table (including writing to disk). In this section, for clarity, we simply refer to the time it takes to create stubs and their size because the same values apply to scions.

| file size | number of URLs | scan time | stub creation time | hash table size | time to serialize |
|-----------|----------------|-----------|--------------------|-----------------|-------------------|
| 43563 | 326 | 38 | 3 | 19252 | 67 |

Table 3: Mean values obtained with all the files automatically downloaded from the `cnn.com` site (Sizes in bytes and times in milliseconds.).

In Table 3 we present, for each one of the 155 files: the mean file size, the mean number of URLs enclosed in each file, the mean time to scan a file, the mean time it takes to create a stub in the corresponding hash table, the mean size of the hash table containing all the stubs corresponding to all the URLs enclosed in a file (that depends on the size of the corresponding URL), and the mean time

¹²Using an automatic tool called WebReaper available from <http://www.otway.com/webreaper> configured with a depth level of 5.

| file name | file size | number of URLs | scan time | stub creation time | hash table size | URLs size | time to serialize |
|--------------|-----------|----------------|-----------|--------------------|-----------------|-----------|-------------------|
| europe.htm | 49055 | 493 | 36 | 10 | 25485 | 22367 | 60 |
| health.htm | 102933 | 491 | 45 | 10 | 26268 | 23465 | 60 |
| law.htm | 79460 | 523 | 117 | 10 | 31373 | 30194 | 70 |
| main.htm | 67081 | 588 | 40 | 10 | 38548 | 34108 | 71 |
| politics.htm | 59079 | 470 | 90 | 10 | 25963 | 22939 | 60 |
| showbiz.htm | 71579 | 498 | 40 | 10 | 26481 | 24944 | 111 |
| space.htm | 58488 | 478 | 78 | 50 | 24835 | 23614 | 50 |
| sports.htm | 41778 | 366 | 27 | 10 | 23308 | 18908 | 60 |
| tech.htm | 49645 | 462 | 34 | 10 | 21820 | 20491 | 50 |
| world.htm | 54863 | 554 | 40 | 10 | 24489 | 23870 | 50 |

Table 4: Values for the top-set group of files. (Sizes in bytes, times in milliseconds.)

| file name | file size | number of URLs | scan time | stub creation time | hash table size | URLs size | time to serialize |
|----------------|-----------|----------------|-----------|--------------------|-----------------|-----------|-------------------|
| index.htm | 46960 | 360 | 27 | 10 | 22692 | 21400 | 60 |
| default.htm | 48419 | 380 | 33 | 10 | 24504 | 23870 | 50 |
| 01/index.htm | 45504 | 369 | 95 | 10 | 22817 | 22444 | 60 |
| 02/index.htm | 26753 | 200 | 16 | 20 | 14084 | 10789 | 40 |
| 03/index.htm | 31834 | 279 | 22 | 10 | 18493 | 17033 | 50 |
| 04/index.htm | 45247 | 360 | 26 | 10 | 21855 | 21656 | 50 |
| 05/index.htm | 53778 | 411 | 30 | 10 | 25817 | 24490 | 60 |
| 06/index.htm | 42476 | 362 | 25 | 10 | 22706 | 22081 | 70 |
| 01/default.htm | 16843 | 150 | 20 | 10 | 8032 | 7934 | 10 |
| 02/default.htm | 33473 | 173 | 24 | 10 | 8675 | 8090 | 30 |

Table 5: Values for the branch-set group of files in the branch world/europe. (Sizes in bytes, times in milliseconds.)

it takes to serialize a hash table with all the stubs corresponding to a single file.

However, in a normal browsing session, the user does not make replica of all the files. We expect the user to browse a few top-level pages and then pick one or more branches of the hierarchy. Some of these files will be replicated into the users local computer.

So, in order to obtain more realistic numbers, we performed the following. We picked 10 files from the top of the cnn.com hierarchy. These files are mostly entry points to the others with more specific contents. We call this set of files, the top-set. We also picked other 10 files representing a branch of the cnn.com hierarchy. We call this set of files, the branch-set.

In Tables 4 and 5, for each file in the top-set and in the branch-set, respectively, we present the times mentioned above along with the size of each file and the number of URLs enclosed.

These performance results are worst-case because they assume all the URLs enclosed in a file refer to a file in another site, which is not the usual case. However, they give us a good notion of the performance limits of the current implementation. In particular, we see that the most relevant performance costs are due to the scanning of a file and the serialization of the hash table. However, we believe that these values are acceptable taking into account the functionality of the system, i.e. it ensures that no dangling references and no memory leaks occur. In addition, when a user runs the NG browser and accesses any

web page without making a local replica of any file, there is absolutely no performance overhead due to DGC.

We can also conclude that the size on disk of the hash table containing all the stubs for a file is about half the size of the HTML file. This rather large size is mostly due to the size of the URLs which are responsible for about 90% of that size. The size of the file containing the stubs can certainly be reduced using regular compression techniques.

7 Related work

Much previous work in distributed garbage collection, such as SSP Chains [16] or Network Objects [4, 18], considers processes communicating by messages (without shared memory), using a hybrid of tracing and counting. Each process traces its internal pointers; references across process boundaries are counted as they are sent in messages.

Some object-oriented databases use a similar approach [2, 6, 21], i.e. a partition can be collected independently from the rest of the database. In particular, Thor is a research OODB [13] that stores data in a small number of servers. This data is cached at workstations for processing. A Thor server counts references contained in objects cached at a client. Thor defers counting references originating from some object x cached at a client, until x is modified at the server.

The work most directly related to this one is Skubiszewski and Porteix's GC-consistent cuts [17]. They consider asynchronous tracing of an object-oriented database, with no distribution or replication. The collector is allowed to trace an arbitrary database page at any time, subject to the following ordering rule. For every transaction accessing a page traced by the collector, if the transaction copies a pointer from one page to another, the collector either traces the source page before the write, or traces both the source and the destination page after the write. The authors prove that this is a sufficient condition for safety and liveness.

Most previous work on garbage collection in shared memory deals either with multiprocessors [3, 8] or with a small-scale DSM [9, 11]. These authors make strong coherence assumptions, and they ignore the fundamental issue of scalability.

Yu and Cox [22] describe a conservative collector for the TreadMarks DSM system. It uses partitioned GC on a process basis; it is strongly integrated with TreadMarks and all messages are scanned for possible contained pointers.

Previous work in DGC as IRC [14], SSP chains [16] and Larchant [10] served as the starting point of the DGC algorithm presented in this paper. Our new algorithm builds on these previous two algorithms in such a way that combines their advantages: no need for causal delivery support to be provided by the underlying communicating layer (from the first two), and capability to deal with replicated objects (from Larchant).

8 Conclusions and Future Work

In this paper we presented a new DGC algorithm for a WARM. The algorithm is general enough to be widely applicable given the minimal assumptions of the underlying model.

The fundamental aspects of the DGC algorithm are the following.

- It does not interfere with the protocol that maintains the replicas coherent among the participating processes. This means that the DGC does not require replicas to be coherent.
- It does not require causal delivery to be supported by the underlying communication layer. Given that supporting causal delivery in wide area networks is difficult and inefficient, this is a fundamental aspect to ensure the DGC algorithm scalability.
- It is safe in presence of replicated objects, i.e. it respects the union rule.

We presented our DGC algorithm as an evolution of two previous ones: a classical one designed for distributed systems based on function-shipping with no replication support, SSP chains, and Larchant which is targeted to distributed systems with replicated objects. However, it's important to note that any classical distributed garbage collection algorithm based on reference-counting can be used instead of SSP Chains (e.g. IRC). The only requirement would be its integration with the WARM in such a way that the safety rules are respected.

Concerning future research directions, we intend to address the fault-tolerance of the DGC algorithm. In other words, we are starting to study how the DGC algorithm should be designed so that it can remain safe, live and complete in spite of process crashes and permanent communication failures. We are also investigating how the DGC algorithm is affected if the WARM is accessed using transactions.

References

- [1] Saleh E. Abdullahi, and Graem A. Ringwood. Garbage collecting the internet: A survey of distributed garbage collection. *ACM Computing Surveys*, 30(3):330–373, September 1998.
- [2] L. Amsaleg, M. Franklin, and O. Gruber. Efficient Incremental Garbage Collection for Client-Server Object Database Systems. In *Proc. of the 21th VLDB Int. Conf.*, Zürich, Switzerland, September 1995.
- [3] Andrew W. Appel. Simple Generational Garbage Collection and Fast Allocation. *Software Practice and Experience*, 19(2):171–183, February 1989.
- [4] Andrew Birrell, Greg Nelson, Susan Owicki, and Edward Wobber. Network objects. *Software Practice and Experience*, S4(25):87–130, December 1995.
- [5] Xavier Blondel, Paulo Ferreira, and Marc Shapiro. Implementing garbage collection in the PerDiS system. In *Proc. of the Eighth International Workshop on Persistent Object Systems: Design, Implementation and Use (POS-8)*, 1998.
- [6] Jonathan E. Cook, Alexander L. Wolf, and Benjamin G. Zorn. Partition selection policies in object database garbage collection. In *Proc. Int. Conf. on Management of Data (SIGMOD)*, pages 371–382, Minneapolis MN (USA), May 1994. ACM SIGMOD.
- [7] Edsger W. Dijkstra, Leslie Lamport, A. J. Martin, C. S. Scholten, and E. F. M. Steffens. On-The-Fly Garbage Collection: An Exercise in Cooperation. *Communications of the ACM*, pages 966–975, Vol. 21, N. 11, November 1978.
- [8] Damien Doligez and Xavier Leroy. A concurrent, generational garbage collector for a multithreaded implementation of ML. In *Proc. of the 20th Annual ACM SIGPLAN-SIGACT Symp. on Principles of Programming Lang.*, pages 113–123, Charleston SC (USA), January 1993.
- [9] Paulo Ferreira and Marc Shapiro. Garbage collection and DSM consistency. In *Proc. of the First Symposium on Operating Systems Design and Implementation (OSDI)*, pages 229–241, Monterey CA (USA), November 1994. ACM.
- [10] Paulo Ferreira and Marc Shapiro. Modelling a distributed cached store for garbage collection: the algorithm and its correctness proof. In *ECOOP'98, Proc. of the Eight European Conf. on Object-Oriented Programming*, Brussels (Belgium), July 1998.
- [11] T. Le Sergent and B. Berthomieu. Incremental multi-threaded garbage collection on virtually shared memory architectures. In *Proc. Int. Workshop on Memory Management*, number 637 in Lecture Notes in Computer Science, pages 179–199, Saint-Malo (France), September 1992. Springer-Verlag.
- [12] Kai Li and Paul Hudak. Memory coherence in shared virtual memory systems. *ACM Transactions on Computer Systems*, 7(4):321–359, November 1989.
- [13] U. Maheshwari and B. Liskov. Fault-tolerant distributed garbage collection in a client-server, object database. In *Proceedings of the Parallel and Distributed Information Systems*, pages 239–248, Austin, Texas (USA), September 1994.
- [14] José M. Piquer. Indirect reference-counting, a distributed garbage collection algorithm. In *PARLE'91—Parallel Architectures and Languages Europe*, volume 505 of *Lecture Notes in Computer Science*, pages 150–165, Eindhoven (the Netherlands), June 1991. Springer-Verlag.
- [15] David Plainfossé and Marc Shapiro. A survey of distributed garbage collection techniques. In *Proc. Int. Workshop on Memory Management*, Kinross Scotland (UK), September 1995.
- [16] Marc Shapiro, Peter Dickman, and David Plainfossé. SSP chains: Robust, distributed references supporting acyclic garbage collection. Rapport de Recherche 1799, Institut National de Recherche en Informatique et Automatique, Rocquencourt (France), November 1992.
- [17] Marcin Skubiszewski and Patrick Valduriez. Concurrent Garbage Collection in O_2 . In *Proceedings of the 23rd VLDB Conference*, Athens Greece, 1997.
- [18] Sun Microsystems Inc. JavaTM Remote Method Invocation Specification, Revision 1.50, JDK 1.2. Documentation supplied with JDK 1.2 FCS, Oct. 1998.
- [19] Luis Veiga and Paulo Ferreira. World wide news gathering automatic management. In *2nd International Conference Enterprise Information Systems*, Stafford, UK, July 2000.
- [20] Paul R. Wilson. Uniprocessor garbage collection techniques. In *Proc. Int. Workshop on Memory Management*, number 637 in Lecture Notes in Computer Science, Saint-Malo (France), September 1992. Springer-Verlag.
- [21] V. Yong, J. Naughton, and J. Yu. Storage reclamation and reorganization in client-server persistent object stores. In *Proc. Data Engineering Int. Conf.*, pages 120–133, Houston TX (USA), February 1994.
- [22] Weimin Yu and Alan Cox. Conservative garbage collection on distributed shared memory systems. In *16th Int. Conf. on Distributed Computing Syst.*, pages 402–410, Hong Kong, May 1996. IEEE Computer Society.